



AGENDA

REGULAR MEETING OF THE BOARD OF DIRECTORS LA PUENTE VALLEY COUNTY WATER DISTRICT 112 N. FIRST STREET, LA PUENTE, CALIFORNIA MONDAY, SEPTEMBER 11, 2023, AT 4:30 PM

1. CALL TO ORDER

2. PLEDGE OF ALLEGIANCE

3. ROLL CALL OF BOARD OF DIRECTORS

President Hernandez____ Vice President Rojas____ Director Argudo____
Director Barajas____ Director Escalera____

4. PUBLIC COMMENT

Anyone wishing to discuss items on the agenda or pertaining to the District may do so now. The Board may allow additional input during the meeting. A five-minute limit on remarks is requested.

5. ADOPTION OF AGENDA

Each item on the Agenda shall be deemed to include an appropriate motion, resolution or ordinance to take action on any item. Materials related to an item on this agenda submitted after distribution of the agenda packet are available for public review at the District office, located at the address listed above.

6. APPROVAL OF CONSENT CALENDAR

There will be no separate discussion of Consent Calendar items as they are considered to be routine by the Board of Directors and will be adopted by one motion. If a member of the Board, staff, or public requests discussion on a particular item, that item will be removed from the Consent Calendar and considered separately.

- A. Approval of Minutes of the Regular Meeting of the Board of Directors held on August 28, 2023.
- B. Approval of District's Expenses for the Month of August 2023.
- C. Approval of City of Industry Waterworks System Expenses for the Month of August 2023.

- D. Receive and File the District's Water Sales Report for August 2023.
- E. Receive and File the City of Industry Waterworks System's Water Sales Report for August 2023.

7. ACTION / DISCUSSION ITEMS

- A. Consideration of Candidates for the Special District LAFCO Alternate Member for the Term Expiring in May 2026

Recommendation: Select a LAFCO Alternate Member and Direct Staff to Cast Ballot Before October 27, 2023

- B. Discussion Regarding District Staff Participation at an Event Hosted by Evans Food Group

Recommendation: Board Discretion

- C. Consideration of Rejecting Claim in the Matter of Cari McCormick

Recommendation: Reject Claim

8. OPERATIONS AND MAINTENANCE SUPERINTENDENT'S REPORT

Recommendation: Receive and File

9. TREATMENT AND SUPPLY SUPERINTENDENT'S REPORT

Recommendation: Receive and File

10. PUBLIC OUTREACH REPORT

11. GENERAL MANAGER'S REPORT

12. OTHER ITEMS

- A. Upcoming Events.
- B. Information Items.

13. ATTORNEY'S COMMENTS


14. BOARD MEMBER COMMENTS

- A. Report on Events Attended.
- B. Other Comments.

15. FUTURE AGENDA ITEMS

16. ADJOURNMENT


POSTED: Friday, September 8, 2023



President Henry P. Hernandez, Presiding.

Any qualified person with a disability may request a disability-related accommodation as needed to participate fully in this public meeting. In order to make such a request, please contact Mr. Roy Frausto, Board Secretary, at (626) 330-2126 in sufficient time prior to the meeting to make the necessary arrangements.

Note: Agenda materials are available for public inspection at the District office or visit the District's website at www.lapuentewater.com.





Item 6
Consent Calendar



MINUTES

REGULAR MEETING OF THE BOARD OF DIRECTORS LA PUENTE VALLEY COUNTY WATER DISTRICT 112 N. FIRST STREET, LA PUENTE, CALIFORNIA MONDAY, AUGUST 28, 2023, AT 4:30 PM

1. CALL TO ORDER

President Hernandez called the meeting to order at 4:30 pm.

2. PLEDGE OF ALLEGIANCE

President Hernandez led the Pledge of Allegiance.

3. ROLL CALL OF BOARD OF DIRECTORS

President	Vice President	Director	Director	Director
Hernandez	Rojas	Argudo	Barajas	Escalera
Present	Present	Absent	Present	Present

OTHERS PRESENT

Staff and Counsel: General Manager & Board Secretary, Roy Frausto; Customer Service & Accounting Supervisor, Shaunte Maldonado; HR Coordinator/Admin Assistant, Angelina Padilla; Operations & Maintenance Superintendent, Paul Zampiendo; Water Treatment & Supply Superintendent, Cesar Ortiz; and District Counsel, James Ciampa was present via phone.

4. PUBLIC COMMENT

None.

5. ADOPTION OF AGENDA

Motion: Adopt Agenda as Presented.

1st: Vice President Rojas

2nd: Director Barajas

	President Hernandez	Vice President Rojas	Director Argudo	Director Barajas	Director Escalera
Vote	Yes	Yes	Absent	Yes	Yes

Motion carried by a vote of: 4 Yes, 0 No, 0 Abstain, 1 Absent

6. APPROVAL OF CONSENT CALENDAR

Motion: Adopt Consent Calendar as Presented.

1st: President Hernandez

2nd: Director Escalera

	President Hernandez	Vice President Rojas	Director Argudo	Director Barajas	Director Escalera
Vote	Yes	Yes	Absent	Yes	Yes

Motion carried by a vote of: 4 Yes, 0 No, 0 Abstain, 1 Absent

7. FINANCIAL REPORTS

A. Summary of the District’s Cash and Investments as of July 31, 2023.

Mr. Frausto provided a summary of the balances in each account and was available for any questions.

Motion: Receive and File

1st: Director Barajas

2nd: Vice President Rojas

	President Hernandez	Vice President Rojas	Director Argudo	Director Barajas	Director Escalera
Vote	Yes	Yes	Absent	Yes	Yes

Motion carried by a vote of: 4 Yes, 0 No, 0 Abstain, 1 Absent

B. Statement of District’s Revenue and Expenses as of July 31, 2023.

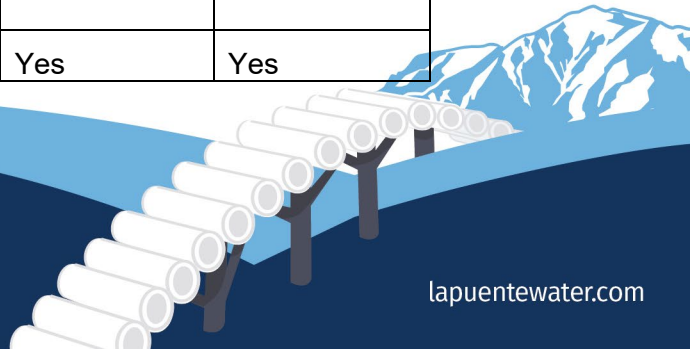
Ms. Maldonado provided a summary of the Districts Revenue and Expenses and was available for any questions.

Motion: Receive and File

1st: Vice President Rojas

2nd: President Hernandez

	President Hernandez	Vice President Rojas	Director Argudo	Director Barajas	Director Escalera
Vote	Yes	Yes	Absent	Yes	Yes



Motion carried by a vote of: 4 Yes, 0 No, 0 Abstain, 1 Absent

C. Statement of the Industry Public Utilities Water Operations Revenue and Expenses as of July 31, 2023.

Ms. Maldonado provided a summary of Industry's Revenue and Expenses and was available for any questions.

Motion: Receive and File
1st: Director Barajas
2nd: Director Escalera

	President Hernandez	Vice President Rojas	Director Argudo	Director Barajas	Director Escalera
Vote	Yes	Yes	Absent	Yes	Yes

Motion carried by a vote of: 4 Yes, 0 No, 0 Abstain, 1 Absent

8. ACTION / DISCUSSION ITEMS

A. Discussion Regarding ACWA Board of Directors' Election for President & Vice President

Mr. Frausto presented to the Board the nominations for the ACWA Board of Directors. The Board directed the General Manager to vote for Cathy Green for President and Ernie Avila for Vice President

Motion: Direct General Manager to vote on behalf of the Board.
1st: Director Barajas
2nd: Director Escalera

	President Hernandez	Vice President Rojas	Director Argudo	Director Barajas	Director Escalera
Vote	Yes	Yes	Absent	Yes	Yes

Motion carried by a vote of: 4 Yes, 0 No, 0 Abstain, 1 Absent

B. Update on the PVOU-IZ and PVOU-SZ Treatment Facilities


Mr. Ortiz provided an update of the PVOU-IZ and PVOU-SZ Treatment Facilities and was available to answer any questions.

C. Update on the Nitrate Treatment System

Mr. Zampielo provided an update on the Nitrate Treatment System and was available for any questions.

9. GENERAL MANAGER'S REPORT

Mr. Frausto had nothing to report.



10. OTHER ITEMS

A. Upcoming Events.

Ms. Padilla went over upcoming events and verified the attendance of the Board to these events.

B. Information Items.

11. ATTORNEY'S COMMENTS

None.

12. CLOSED SESSION

President Hernandez recessed into closed session at 5:28 pm to discuss the following item:

- A. **Conference with Real Property Negotiator - [Government Code §54956.8]**
Property: L. A. County Assessor's Parcel Number 8208-025-948
District Negotiator: Roy Frausto, General Manager
Negotiating Parties: City of Industry
Under Negotiation: Price and Payment Terms

13. CLOSED SESSION REPORT

Mr. Ciampa briefed the Board and provided the following closed session report; no reportable action was taken.

14. BOARD MEMBER COMMENTS

- A. Report on Events Attended.
- B. Other Comments.

15. FUTURE AGENDA ITEMS


16. ADJOURNMENT

President Henry P. Hernandez adjourned the meeting at 5:40 pm.

Attest:

Henry P. Hernandez, Board President

Roy Frausto, Board Secretary



La Puente Water District August 2023 Disbursements

Check #	Payee	Amount	Description
11071	Petty Cash	\$ 133.49	Office Expense
11072	ACWA/JPIA	\$ 24,691.95	Property Program Renewal
11073	Cintas	\$ 198.39	Uniform Service
11074	Ferguson Waterworks	\$ 3,227.90	Inventory
11075	Grainger Inc	\$ 35.45	Field Supplies
11076	Highroad IT	\$ 1,946.70	Technical Support
11077	Industry Business Council	\$ 225.00	Membership Dues
11078	Merritt's Hardware	\$ 146.76	Field Supplies
11079	O'Reilly Auto Parts	\$ 328.78	Compressor Repair
11080	SC Edison	\$ 14,537.96	Power Expense
11081	SG Creative , LLC	\$ 1,540.00	Adminstrative Support
11082	SoCal SCADA Solutions LLC	\$ 3,447.75	SCADA System
11083	Underground Service Alert	\$ 151.92	Line Notifications
11084	Weck Laboratories Inc	\$ 677.70	Water Sampling
11085	Wesco Security Systems Inc	\$ 297.00	Security Monitoring
11086	Waste Management of SG Valley	\$ 230.72	Trash Service
11087	Evoqua	\$ 128,854.49	Resin Changeout
11088	Northstar Chemical	\$ 14,204.26	Chemicals Expense
11089	Stetson Engineers Inc	\$ 848.65	Engineering Support
11090	Weck Laboratories Inc	\$ 4,080.70	Water Sampling
11091	Weck Laboratories Inc	\$ 3,697.36	Water Sampling
11092	Applied Technology Group Inc	\$ 30.00	Radio System
11093	Chevron	\$ 3,551.51	Truck Fuel
11094	Continental Utility Solutions Inc	\$ 50.00	Billing Expense
11095	Corporate Billing LLC Dept	\$ 3,817.20	Truck Maintenance
11096	Public Water Agencies Group	\$ 1,438.25	CET Assessment (2023-24)
11097	S & J Supply Co Inc	\$ 9,276.85	Inventory
11098	SC Edison	\$ 360.21	Power Expense
11099	Staples	\$ 124.30	Office Expense
11100	Vulcan Materials Company	\$ 958.62	Field Supplies - Asphalt
11101	Weck Laboratories Inc	\$ 253.60	Water Sampling
11102	Valley Vista Services	\$ 394.54	Trash Service
11103	United Site Services	\$ 664.78	Restroom Service @ Treatment Plant
11104	County Sanitation Dists of LA County	\$ 107.65	Billing Expense
11106	Santiago E Loera Jr	\$ 1,000.00	D4 Certification Bonus
11107	Alexandra Guevara	\$ 345.00	Cleaning Service
11108	Civiltec Engineering Inc	\$ 467.50	Engineering Servoce
11109	Cla-Val	\$ 3,601.26	CLA-Val Maintenance
11110	Continental Utility Solutions Inc	\$ 9.40	Billing Expense
11111	Grainger Inc	\$ 177.22	Field Supplies
11112	InfoSend	\$ 1,152.17	Billing Expense
11113	Jack Henry & Associates	\$ 32.50	Web E-Check Fee's
11114	Jiffy Lube My Fleet Center	\$ 103.31	Oil - Truck #32

La Puente Water District August 2023 Disbursements - continued

Check #	Payee	Amount	Description
11115	McMaster-Carr Supply Co	\$ 130.57	Reservoir Maintenance
11116	NBS	\$ 4,237.50	Water Rate Consulting
11117	Pacific Premier Bank	\$ 100,046.96	Bank Loan Payment
11118	San Gabriel Valley Water Company	\$ 239.13	Water Service
11119	Spectrum Business	\$ 297.97	Telephone Service
11120	Verizon Wireless	\$ 101.80	Vehicle Tracking
11121	Weck Laboratories Inc	\$ 506.00	Water Sampling
11122	Western Water Works	\$ 2,268.09	Inventory
11123	Spectrum Business	\$ 717.17	Telephone Service
11124	InfoSend	\$ 1.00	Billing Expense
11125	ACWA/JPIA	\$ 38,032.70	Health Benefits
11126	Harbor Chevrolet	\$ 44,786.65	Truck Purchase
11127	ACWA/JPIA	\$ 36,249.94	Health Benefits
11128	Answering Service Care, LLC	\$ 157.59	Answering Service
11129	Chino Basin Water Conservation District	\$ 50.00	Leadership Training
11130	Cintas	\$ 186.40	Uniform Service
11131	County Sanitation Dists of LA County	\$ 216.89	Disposal Fee's
11132	Grainger Inc	\$ 23.23	Field Supplies
11133	Locks Plus Inc	\$ 271.92	District Office Door Repair
11134	Premier Access Insurance Co	\$ 3,152.88	Dental Insurance
11135	Spectrum Business	\$ 342.68	Telephone Service
11136	Verizon Wireless	\$ 76.02	Cellular Service
11137	Verizon Wireless	\$ 308.19	Cellular Service
11138	Weck Laboratories Inc	\$ 552.00	Water Sampling
11139	SC Edison	\$ 58,490.34	Power Expense
11140	Citi Cards	\$ 5,493.11	Administrative Support
11141	CAT Specialties Inc	\$ 1,155.91	District Hats
11142	ACP Publications & Marketing	\$ 3,145.41	District Newsletter
11143	ACWA/JPIA	\$ 1,144.80	Cyber Liability Insurance
11144	Collicutt Energy Services Inc	\$ 1,010.00	General Maintenance
11145	Eide Bailly LLP	\$ 1,068.20	Administrative Support
11146	Elite Signs And Graphics	\$ 2,310.32	Vehicle Wraps
11147	Mutual of Omaha	\$ 1,194.51	Life & Disability Insurance
11148	SC Edison	\$ 14,409.76	Power Expense
11149	Verizon Wireless	\$ 95.00	Cellular Service
11150	Weck Laboratories Inc	\$ 85.10	Water Sampling
11151	Verizon Wireless	\$ 114.03	Cellular Service
11152	Main SG Basin Watermaster	\$ 291,600.75	Production Assessments
Online	Home Depot	\$ 180.69	Field Supplies
Autodeduct	Bluefin Payment Systems	\$ 1,032.20	Web Merchant Fee's
Autodeduct	Wells Fargo	\$ 243.82	Merchant Fee's
Autodeduct	First Data Global Leasing	\$ 44.00	Credit Card Machine Lease - Monthly
Online	CalPERS	\$ 700.00	GASB-68 Reports
Online	Lincoln Financial Group	\$ 7,905.00	Deferred Comp
Online	CalPERS	\$ 9,638.28	Retirement Program
Online	Employment Development Dept	\$ 5,905.22	California State & Unemployment Taxes
Online	United States Treasury	\$ 35,061.72	Federal, Social Security & Medicare Taxes
Total Payables		\$ 906,400.25	

La Puente Water District August 2023 Disbursements

Total Vendor Payables	\$ <u>906,400.25</u>
Total Payroll	\$ <u>92,969.18</u>
Total August 2023 Disbursements	\$ <u>999,369.43</u>

La Puente Valley County Water District

Payroll Summary

August 2023

	<u>Aug 23</u>
Employee Wages, Taxes and Adjustments	
Gross Pay	
Total Gross Pay	136,370.80
Deductions from Gross Pay	
457b Plan Employee	-7,905.00
CalPers EEC	-5,031.89
Total Deductions from Gross Pay	<u>-12,936.89</u>
Adjusted Gross Pay	123,433.91
Taxes Withheld	
Federal Withholding	-14,173.00
Medicare Employee	-1,979.67
Social Security Employee	-8,464.69
CA - Withholding	-5,847.37
Medicare Employee Addl Tax	0.00
Total Taxes Withheld	<u>-30,464.73</u>
Net Pay	<u>92,969.18</u>
Employer Taxes and Contributions	
Medicare Company	1,979.67
Social Security Company	8,464.69
CA - Unemployment	54.23
CA - Employment Training Tax	3.62
Total Employer Taxes and Contributions	<u>10,709.21</u>

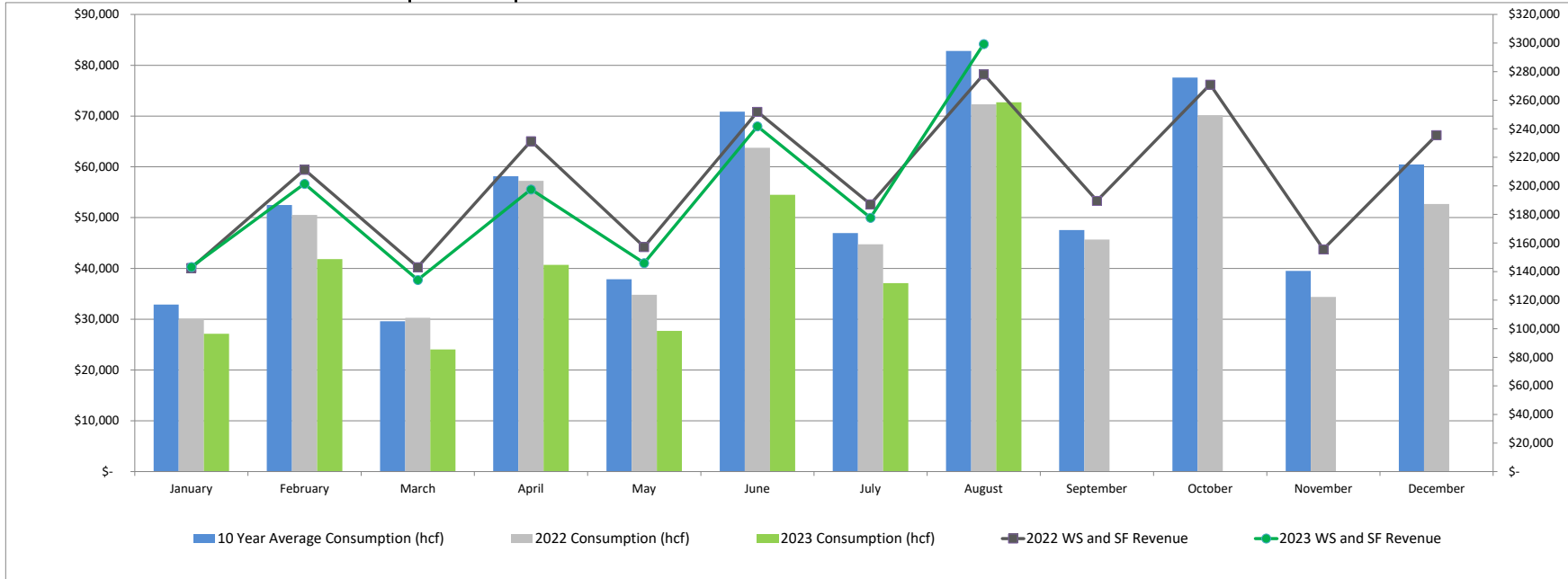
Industry Public Utilities August 2023 Disbursements

Check #	Payee	Amount	Description
5756	Cintas	\$ 198.36	Uniform Service
5757	Grainger Inc	\$ 35.44	Safety Supplies
5758	Highroad IT	\$ 1,297.80	Technical Support
5759	Merritt's Hardware	\$ 134.45	Field Supplies
5760	SG Creative, LLC	\$ 220.00	IPU Newsletter
5761	SoCal SCADA Solutions LLC	\$ 1,149.25	SCADA System
5762	Underground Service Alert	\$ 151.91	Line Notifications
5763	Weck Laboratories Inc	\$ 118.50	Water Sampling
5764	Continental Utility Solutions Inc	\$ 50.00	Billing Expense
5765	La Puente Valley County Water District	\$ 57,329.94	Labor Costs July 2023
5766	SC Edison	\$ 4,246.01	Power Expense
5767	SoCal Gas	\$ 14.79	Gas Expense
5768	Spectrum Business	\$ 80.25	Telephone Service
5769	Staples	\$ 124.29	Office Supplies
5770	Vulcan Materials Company	\$ 958.60	Asphalt Expense
5771	Weck Laboratories Inc	\$ 270.00	Water Sampling
5772	Cla-Val	\$ 8,396.01	Cla-Val Maintenance
5773	Continental Utility Solutions Inc	\$ 9.40	Billing Expense
5774	Grainger Inc	\$ 177.21	Field Supplies
5775	InfoSend	\$ 925.31	Billing Expense
5776	Janus Pest Management Inc	\$ 65.00	Rodent Control
5777	SC Edison	\$ 19,117.29	Power Expense
5778	Spectrum Business	\$ 297.97	Telephone Service
5779	Verizon Wireless	\$ 101.80	Vehicle Tracking
5780	Answering Service Care, LLC	\$ 157.59	Answering Service
5781	Cintas	\$ 186.38	Uniform Service
5782	Grainger Inc	\$ 23.23	Field Supplies
5783	Industry Public Utility Commission	\$ 1,408.69	Industry Hills Power Expense
5784	San Gabriel Valley Water Company	\$ 1,183.49	Water Service
5785	SoCal Gas	\$ 14.30	Gas Expense
5786	Verizon Wireless	\$ 76.02	Cellular Service
5787	Verizon Wireless	\$ 308.18	Cellular Service
5788	Weck Laboratories Inc	\$ 614.00	Water Sampling
5789	Citi Cards	\$ 1,012.74	Administrative Expense
5790	ACWA/JPIA	\$ 763.20	Cyber Liability Insurance
5791	Collicutt Energy Services Inc	\$ 510.00	General Maintenance
5792	Eide Bailly LLP	\$ 252.45	Administrative Support
5793	Main SG Basin Watermaster	\$ 222,374.34	22-23 Production Assessments
5794	Sunbelt Rentals	\$ 215.54	Maintenance Rental
5795	United Rentals Inc	\$ 136.31	Maintenance Rental
5796	Verizon Wireless	\$ 95.00	Cellular Service
Online	Home Depot Credit Services	\$ 89.85	Field Supplies
Online	Home Depot Credit Services	\$ 90.84	Field Supplies
Autodeduct	Wells Fargo Merchant Fee's	\$ 54.78	Merchant Fee's
Autodeduct	Bluefin Payment Systems	\$ 1,128.87	Web Merchant Fee's

Autodeduct	Bluefin Payment Systems	\$	22.50	Tokenization Fee
Autodeduct	Jack Henry & Associates	\$	15.95	Web E-Check Fee's
Autodeduct	First Data Global Leasing	\$	30.20	Annual Lease Renewal
Autodeduct	First Data Global Leasing	\$	44.00	Credit Card Machine Lease - Monthly
Total August 2023 Disbursements		\$	326,278.03	

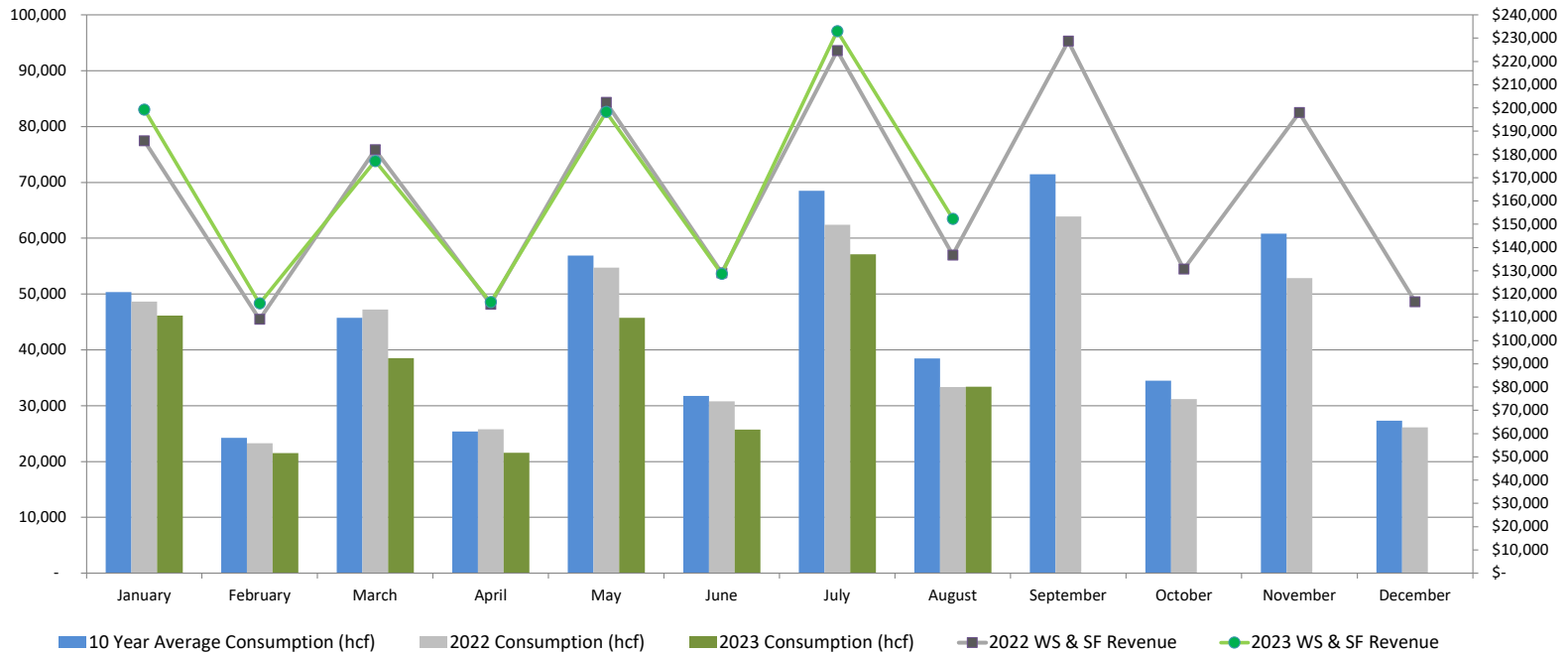
WATER SALES REPORT LPVCWD 2023


LPVCWD	January	February	March	April	May	June	July	August	September	October	November	December	YTD
No. of Customers	1,233	1,244	1,234	1,251	1,234	1,256	1,236	1,252	-	-	-	-	9,940
2023 Consumption (hcf)	27,134	41,823	24,043	40,698	27,693	54,484	37,090	72,720	-	-	-	-	325,685
2022 Consumption (hcf)	30,028	50,516	30,287	57,235	34,805	63,736	44,747	72,317	45,688	70,182	34,384	52,672	586,597
10 Year Average Consumption (hcf)	\$ 32,895	\$ 52,489	\$ 29,606	\$ 58,128	\$ 37,871	\$ 70,878	\$ 46,960	\$ 82,820	\$ 47,561	\$ 77,590	\$ 39,508	\$ 60,451	\$ 636,757
2023 Water Sales	\$ 75,152	\$ 119,224	\$ 65,978	\$ 115,709	\$ 77,681	\$ 159,271	\$ 109,107	\$ 216,865	\$ -	\$ -	\$ -	\$ -	\$ 938,988
2022 Water Sales	\$ 78,737	\$ 136,210	\$ 79,575	\$ 156,218	\$ 93,717	\$ 175,590	\$ 123,715	\$ 201,938	\$ 125,971	\$ 194,818	\$ 92,325	\$ 153,404	\$ 1,612,219
2023 Service Fees	\$ 68,131	\$ 82,296	\$ 68,280	\$ 81,830	\$ 68,343	\$ 82,503	\$ 68,590	\$ 82,496	\$ -	\$ -	\$ -	\$ -	\$ 602,468
2022 Service Fees	\$ 63,895	\$ 75,110	\$ 63,596	\$ 75,124	\$ 63,553	\$ 76,336	\$ 63,504	\$ 76,180	\$ 63,586	\$ 76,187	\$ 63,364	\$ 82,202	\$ 842,637
2023 WS and SF Revenue	\$ 143,283	\$ 201,520	\$ 134,258	\$ 197,538	\$ 146,024	\$ 241,774	\$ 177,697	\$ 299,362	\$ -	\$ -	\$ -	\$ -	\$ 1,541,456
2022 WS and SF Revenue	\$ 142,632	\$ 211,320	\$ 143,171	\$ 231,342	\$ 157,270	\$ 251,926	\$ 187,219	\$ 278,118	\$ 189,557	\$ 271,006	\$ 155,689	\$ 235,606	\$ 2,454,856
2023 Hyd Fees	\$ 950	\$ 750	\$ 950	\$ 750	\$ 950	\$ 750	\$ 950	\$ 750	\$ -	\$ -	\$ -	\$ -	\$ 6,800
2023 DC Fees	\$ 356	\$ 11,689	\$ 356	\$ 11,689	\$ 356	\$ 11,689	\$ 356	\$ 11,689	\$ -	\$ -	\$ -	\$ -	\$ 48,183
2023 System Revenue	\$ 144,590	\$ 213,960	\$ 135,565	\$ 209,978	\$ 147,330	\$ 254,213	\$ 179,003	\$ 311,801	\$ -	\$ -	\$ -	\$ -	\$ 1,596,439




WATER SALES REPORT CIWS 2023

CIWS	January	February	March	April	May	June	July	August	September	October	November	December	YTD
No. of Customers	967	892	967	891	965	893	967	894	-	-	-	-	7,436
2023 Consumption (hcf)	46,138	21,528	38,538	21,587	45,739	25,727	57,149	33,375	-	-	-	-	289,781
2022 Consumption (hcf)	48,649	23,297	47,199	25,789	54,759	30,786	62,388	33,319	63,877	31,199	52,840	26,093	500,195
10 Year Average Consumption (hcf)	50,340	24,264	45,724	25,354	56,891	31,739	68,515	38,483	71,435	34,483	60,845	27,324	535,396
2023 Water Sales	\$ 129,349	\$ 60,205	\$ 107,228	\$ 60,663	\$ 128,297	\$ 72,801	\$ 163,037	\$ 96,318	\$ -	\$ -	\$ -	\$ -	\$ 817,898
2022 Water Sales	\$ 123,503	\$ 58,734	\$ 119,827	\$ 65,288	\$ 140,366	\$ 78,894	\$ 162,064	\$ 86,507	\$ 166,187	\$ 80,453	\$ 135,174	\$ 66,444	\$ 1,283,439
2023 Service Fees	\$ 69,937	\$ 55,806	\$ 69,959	\$ 55,844	\$ 69,951	\$ 55,826	\$ 70,001	\$ 55,921	\$ -	\$ -	\$ -	\$ -	\$ 503,245
2022 Service Fees	\$ 62,348	\$ 50,336	\$ 62,203	\$ 50,334	\$ 62,049	\$ 50,236	\$ 62,538	\$ 50,249	\$ 62,538	\$ 50,220	\$ 62,782	\$ 50,251	\$ 676,083
2023 Hyd Fees	\$ 1,550	\$ 300	\$ 1,550	\$ 300	\$ 1,550	\$ 300	\$ 1,550	\$ 300	\$ -	\$ -	\$ -	\$ -	\$ 7,400
2023 DC Fees	\$ 20,050	\$ 6,282	\$ 19,916	\$ 6,448	\$ 19,775	\$ 6,157	\$ 20,050	\$ 6,157	\$ -	\$ -	\$ -	\$ -	\$ 104,835
2023 System Revenues	\$ 220,886	\$ 122,593	\$ 198,653	\$ 123,255	\$ 219,573	\$ 135,084	\$ 254,638	\$ 158,695	\$ -	\$ -	\$ -	\$ -	\$ 1,433,378





**Item 7
Action / Discussion
Items**



MEMORANDUM

TO: PRESIDING OFFICER OF EACH INDEPENDENT SPECIAL DISTRICT IN
LOS ANGELES COUNTY

FROM: WILLIAM F. KRUSE

RE: BALLOT; SPECIAL DISTRICT LAFCO REPRESENTATIVE

DATE: August 30, 2023

Enclosed is the Ballot and the supplementary materials submitted for each of the candidates for Special District LAFCO **ALTERNATE MEMBER** for the term expiring in May 2026. Nominations closed as of 5:00 p.m. on August 25, 2023.

Please vote for ONE candidate for the position. The marked ballot should be placed in the envelope marked "Ballot Envelope" and sealed. Please write the name of your agency and sign your name on the outside of the ballot envelope and return the completed ballot by mail to:

William F. Kruse, Esq.
Lagerlof, LLP
155 N. Lake Avenue, 11th Floor
Pasadena, CA 91101.

No ballot will be counted if it is missing the name of the voting agency and the signature of the Presiding Officer on the ballot envelope.

The candidate receiving the highest number of votes will be declared the Special District **Alternate Member** to LAFCO.

Ballots must be returned by 5:00 p.m. on October 27, 2023.

WFK/dc
Enclosures

cc(w/ encls.): Paul Novak

BALLOT

SPECIAL DISTRICT LAFCO ALTERNATE MEMBER

Please vote for no more than one candidate.

MICAH ALI

Occupation: Board of Trustees

Sponsor: Compton Creek Mosquito Abatement District

STEVEN APPLETON

Occupation: Board of Directors

Sponsor: Greater Los Angeles County Vector Control District

STEPHEN H. BROWN

Occupation: Board of Directors

Sponsor: Kinneloa Irrigation District

GARY BURNS

Occupation: Board of Directors

Sponsor: Las Virgenes Municipal Water District

SHARON S. RAGHAVACHARY

Occupation: Board of Directors

Sponsor: Crescenta Valley Water District

NOMINATION
OF
INDEPENDENT SPECIAL DISTRICT **ALTERNATE MEMBER**
TO THE
LOS ANGELES COUNTY LOCAL AGENCY FORMATION COMMISSION

To: Independent Special District Selection Committee

From: Mitchel R. Weinbaum

Date: August 23, 2023

Name of Candidate: Mr. Micah Ali

Compton Creek Mosquito Abatement District is pleased to nominate
Mr. Micah Ali as a candidate for appointment as special district **alternate**
member to the Los Angeles Local Agency Formation Commission. The nominee is an elected official or a
member of the board of an independent special district appointed for a fixed term. For your consideration,
we submit the following additional information together with a resume of the candidate's qualifications.

Elective office: President, Board of Trustees

Agency: Compton Creek Mosquito Abatement District

Type of Agency: Special District, Mosquito Abatement District

Term Expires: 2025

Residence Address: 1224 S. Santa Fe Ave, Compton, CA 90221

Telephone: (310) 933-5321

PLEASE ATTACH RESUME OR CANDIDATE STATEMENT (limit one page)

Compton Creek Mosquito Abatement District

(Name of Agency)

By: 

Its: General Manager



Micah Ali

Strategist, Consultant, Public Sector And Governance Expert

Experienced strategist, catalyst for innovation and organizational effectiveness. Regarded as a pioneer in public affairs/government relations and board governance for clients in public education, public health and economic development spheres. Catalyzes private/public partnerships, coalition building and broad based initiatives intended to achieve impact in areas often deemed resistant to change. Co-author of the California Association of Black School Educators' Blueprint for Education Equity

EXPERIENCE AND ACCOMPLISHMENTS

Founder, Managing Director

Synergistic Solutions Consulting
November 2004-Present

Strategy consultancy providing expertise in organizational culture, politics, and effective practices of School Boards and School District leadership, as well as other governmental and global organizations seeking to achieve next level results, sustainable change and improving overall organizational performance.

CONSULTING AREAS

Government Affairs and Crisis Management.
Land Use and Development Consulting
High-stakes and Large Project Negotiation
Community Development

Director

Los Angeles County Education Foundation
July 2012 - January 2014

Expanded supports for public schools across Los Angeles County in the area by way of innovation in health and education policy, including large-dollar investment projects, public education and achievement initiatives for districts across Los Angeles County, and innovated policy efforts.

Project Manager

Raytheon Space and Airborne Systems
October 2008 - June 2012

Oversee and ensure the successful completion of complex projects across several divisions of the global technology and aerospace organization.

Special Assistant, Government Relations

California State Legislature, Assemblymember Merv Dymally
August 2006 - November 2008

Established and maintained relationships with strategic community leaders, legislators, legislative aides, local elected officials, business trade leaders, public health agencies and organizations, charitable organizations, school districts, health care industry leaders and grassroots constituency groups.

OTHER POSITIONS HELD

Project Coordinator

Boeing Satellite Systems
July 2003- October 2004

Project Manager, Policy and Governmental Affairs

Community Redevelopment Agency
August 2002 - July 2003

Council Liaison Officer, Government Relations

City of Compton
August 1998 - August 2002

SKILLS

High-Stakes Negotiation

Board Effectiveness

Gov't/Private Partnerships

National/State Policy

EDUCATION

Loyola Marymount University
Masters of Arts in Education
School Administration

California State University, Dominguez Hills
Bachelor of Science
Public Administration

CIVIC & COMMUNITY INVOLVEMENT

Chair-elect
National Black Council of School Board Members

Chair Emeritus,
Council of Urban Boards of Education

Founder and President Emeritus
California Association of Black School Educators

President
Compton Unified School District Board of Trustees

President Emeritus
Los Angeles County School Trustees Association

President
Compton Creek Mosquito Abatement District Board of Trustees

Emeritus Member
National School Boards Association

Emeritus Member
California School Boards Association

Immediate Past Member
California Racial and Identity Profiling Advisory Board

Alternate
South Coast Air Quality Management District Hearing Board

INTERESTS

Education Innovation

Environmentalism

Land Use and Improvement Projects

Community Development

K-12 Education Systems

NOMINATION
OF
INDEPENDENT SPECIAL DISTRICT **ALTERNATE MEMBER**
TO THE
LOS ANGELES COUNTY LOCAL AGENCY FORMATION COMMISSION

To: Independent Special District Selection Committee

From: **GREATER LOS ANGELES COUNTY VECTOR CONTROL DISTRICT**

Date: **AUGUST 10th, 2023**

Name of Candidate: **STEVE APPLETON**

GREATER LOS ANGELES COUNTY VECTOR CONTROL DISTRICT is pleased to nominate

STEVE APPLETON as a candidate for appointment as special district **alternate**

member to the Los Angeles Local Agency Formation Commission. The nominee is an elected official or a member of the board of an independent special district appointed for a fixed term. For your consideration, we submit the following additional information together with a resume of the candidate's qualifications.

Elective office: **BOARD OF DIRECTOR**

Agency: **GREATER LOS ANGELES COUNTY VECTOR CONTROL DISTRICT**

Type of Agency: **SPECIAL DISTRICT**

Term Expires: **MAY, 2026**

Residence Address: **2825 BENEDICT STREET**

LOS ANGELES, CA 90039

Telephone: **310/740-7294**


PLEASE ATTACH RESUME OR CANDIDATE STATEMENT (limit one page)

GREATER LOS ANGELES COUNTY VECTOR CONTROL DISTRICT

(Name of Agency)

By: 

Its: **BOARD SECRETARY**



Steven Appleton

Technical knowledge, interdisciplinary skills, and a collaborative approach

As the past President of the Greater Los Angeles County Vector Control District (2020) and the current Trustee for the City of Los Angeles, I have worked in collaboration with many public agencies. I have also engaged with municipal, State and Federal partners around watershed improvement and ecological restoration projects.

I serve as Board Member on the Los Angeles County Second District Consolidated Oversight Board and has served in a variety of capacities on watershed issues, including as a Technical Stakeholder to the yearly "State of the Watershed" report for the Los Angeles Region by the Council on Watershed Health. My interests and experience are especially attuned to balancing issues related to climate change, watershed protection, water quality improvement, parkland, and community engagement.

As a commissioner I would endeavor to render decisions in the best interest of the diverse set of Special Districts and the citizenry of the region. As those who have worked with me in local and regional agencies can attest, I show up ready and prepared to contribute, approaching issues in a collaborative manner.

Please consider voting for me as a Special District Alternative Commissioner to the Los Angeles Local Agency Formation Organization (LALAFCO).

Sincerely,

A handwritten signature in black ink, appearing to read "Steven Appleton", followed by a long horizontal line extending to the right.

NOMINATION
OF
INDEPENDENT SPECIAL DISTRICT **ALTERNATE MEMBER**
TO THE
LOS ANGELES COUNTY LOCAL AGENCY FORMATION COMMISSION

To: Independent Special District Selection Committee
From: Tom Majich, General Manager, Kinneloa Irrigation District
Date: August 23, 2023

Name of Candidate: Stephen H. Brown

Kinneloa Irrigation District is pleased to nominate
Stephen H. Brown as a candidate for appointment as special district **alternate**

member to the Los Angeles Local Agency Formation Commission. The nominee is an elected official or a member of the board of an independent special district appointed for a fixed term. For your consideration, we submit the following additional information together with a resume of the candidate's qualifications.

Elective office: Board of Directors

Agency: Kinneloa Irrigation District

Type of Agency: Special District, Public Water Agency

Term Expires: December 5, 2025

Residence Address: 1906 Country Lane; Pasadena, CA 91107

Telephone: (202) 744-5578

PLEASE ATTACH RESUME OR CANDIDATE STATEMENT (limit one page)

Kinneloa Irrigation District

(Name of Agency)

By: 

Its: General Manager

STEPHEN H. BROWN

My name is Stephen Brown and I am seeking to fill the recent vacancy of Alternate for Independent Special Districts on the Los Angeles County Local Agency Formation Commission (LAFCO).

I am currently on the Board of Directors for the Kinneloa Irrigation District (KID) where I have served since May 2022. I reside in an unincorporated area of Los Angeles County (the North Kinneloa Ranch community in the San Gabriel foothills) with my wife and two young children. My family moved to this area in 2019 after residing in Northern Virginia for nearly forty years. I also serve on the Finance & Audit Committee of the Mayfield Junior School in Pasadena, which my children attend. In addition to these local community endeavors, I work as a private consultant providing legislative, political, and communications strategy development to various clients in the energy field.

Prior to re-locating to Southern California, I was employed for over three decades in Washington, DC, in a variety of positions in the public and private sectors. These positions included US Congressional leadership staff, serving as Of Counsel at a prominent law firm to create and run a federal lobbying practice, serving as Senior Vice President and Deputy General Counsel of a "top ten" federal and state lobbying company, and finally moving in-house as Vice President and Legislative Counsel with a major energy provider to manage its federal affairs office. Collectively, these positions afforded me the opportunity to represent a broad array of corporate and trade association clients on multiple matters before Congress and the Executive Branch. I was honored to be annually recognized from 2005 through 2018 as a "Top Lobbyist" by *The Hill*, a leading newspaper in Washington covering such activities.

There are multiple reasons why I am interested to make an investment of time in LAFCO. First, the challenge of working to constantly improve the establishment of spheres of influence for local units of governments or special districts so that the needs of their respective constituents or customers are efficiently met would be intrinsically rewarding. Second, the public policy issues inherent to LAFCO's mission and the matters pending before it would intersect broadly with many that I advocated on throughout my career in Washington. Water issues (supply, demand, conveyance), in particular, have always captured my attention and few other topics are as crucial to Southern California's future as this is. Finally, given that I am relatively new to the region, I am always looking to better understand and appreciate the rich tapestry of the greater Los Angeles community. Clearly, working on issues before LAFCO would provide that exposure.

To conclude, I believe that my legal education, professional experience in various public policy and political arenas, and desire to integrate more fully into our local community will allow me to make a positive and lasting contribution to the work of the Los Angeles County LAFCO. I ask for your consideration of my credentials and seek your support for my nomination to this position.

NOMINATION
OF
INDEPENDENT SPECIAL DISTRICT **ALTERNATE MEMBER**
TO THE
LOS ANGELES COUNTY LOCAL AGENCY FORMATION COMMISSION

To: Independent Special District Selection Committee

From: Las Virgenes Municipal Water District

Date: August 1, 2023

Name of Candidate: Gary Burns

Las Virgenes Municipal Water District is pleased to nominate

Gary Burns as a candidate for appointment as special district **alternate**

member to the Los Angeles Local Agency Formation Commission. The nominee is an elected official or a member of the board of an independent special district appointed for a fixed term. For your consideration, we submit the following additional information together with a resume of the candidate's qualifications.

Elective office: Director, Division 3

Agency: Las Virgenes Municipal Water District

Type of Agency: Water District


Term Expires: December 4, 2026

Residence Address: 22118 Dardenne Street
Calabasas, CA 91302

Telephone: (818) 222-4200

PLEASE ATTACH RESUME OR CANDIDATE STATEMENT (limit one page)

Las Virgenes Municipal Water District

By: 
(Name of Agency)
Its: General Manager

Local Agency Formation Commission (LAFCO):

Nomination of Candidates for Special District Alternate Member

Gary Burns, Candidate to fill LAFCO Alternate Member Position 8/2023

Gary Burns was elected to the LVMWD Board in December 2022. (Division 3, Secretary) He is the first direct Calabasas resident to serve on the District Water Board.

Gary desires to serve as the LAFCO Independent Special District Alternate Member to further serve the community and provide input to the Los Angeles Region.

Gary grew up in the New York New / Jersey area. He attended Fairleigh Dickenson (FDU) and Hofstra University where he received a BA and Master's in Psychology. He returned to FDU and received an MBA in Business and Finance.

He moved to the Calabasas area in 1989, and has been a resident of Calabasas since the inception of the City in 1991.

Gary has been President of Mulholland Heights Homeowners Association for the past 10 years. Additionally, he is a Board Member of Community Associations Institute, 2018 - 2024 (CAI of Greater Los Angeles County) and a Board Member of CAI International, National Homeowner Leaders Council 2021 – 2024. He was recognized by CAI Los Angeles for Excellence in Community Leadership in 2021 - 22

He is also a founding member of EPIC, (Emergency Preparedness in Calabasas) and volunteers for many local events. He is a partner in the Just Pure Foods Distribution company and a licensed Life and Health Insurance Broker.

Gary is searching for new sources of water to ensure there is sufficient future supplies for the community. He is available to advocate for his constituents whenever needed.

NOMINATION
OF
INDEPENDENT SPECIAL DISTRICT **ALTERNATE MEMBER**
TO THE
LOS ANGELES COUNTY LOCAL AGENCY FORMATION COMMISSION

To: Independent Special District Selection Committee

From: Crescenta Valley Water District Board of Directors

Date: August 22, 2023

Name of Candidate: Sharon S. Raghavachary

Crescenta Valley Water District Board of Directors is pleased to nominate
Sharon S. Raghavachary as a candidate for appointment as special district **alternate**
member to the Los Angeles Local Agency Formation Commission. The nominee is an elected official or a
member of the board of an independent special district appointed for a fixed term. For your consideration,
we submit the following additional information together with a resume of the candidate's qualifications.

Elective office: Member of the Board of Directors

Agency: Crescenta Valley Water District

Type of Agency: Water and Wastewater

Term Expires: December 2024

Residence Address: 2209 Maurice Avenue

La Crescenta, CA 91214

Telephone: 818 248-3925

PLEASE ATTACH RESUME OR CANDIDATE STATEMENT (limit one page)

Crescenta Valley Water District

(Name of Agency)

By: 

Its: President of the Board of Directors



Sharon Raghavachary
President of the Board of Directors
Crescenta Valley Water District

Director Raghavachary has been active in the La Crescenta Community for over 20 years and has a background in accounting and computer systems.

Currently Ms. Raghavachary is the President of the Board of Directors for the Crescenta Valley Water District. She has served on the Board since 2019 and has been a past President as well as Vice President.

Ms. Raghavachary is a founder of the Crescenta Valley Community Association. She served for seven years on the Crescenta Valley Town Council, during which time she was co-chair of the Foothill Design Committee, that wrote design standards for Foothill Boulevard, and was a member of Supervisors Michael Antonovich's Library Committee. She also served as Council Vice President and Land Use Committee Chair.

Additionally, Director Raghavachary served three years on the Parent Advisory Council for Children's Hospital Los Angeles, providing input for the new hospital tower. She has been a volunteer for the Los Angeles County Sheriff's Department and Treasurer of the Crescenta Valley Arts Council, as well as a Girl Scout troop leader for ten years, and for over five years she wrote a featured column for the Glendale News Press and the Crescenta Valley Weekly. She also served on the Clark Magnet High School's School Site Council for four years.

Ms. Raghavachary has teenage twins, one currently studying at USC and the other who looks forward to studying abroad.

From: [Customer Service](#)
To: [Roy Frausto](#); [Angelina Padilla](#)
Subject: FW: Family Fun Day Friday, October 6th, 2023 at our plant, Evans Food Group LTD - 15430 Proctor Ave City of Industry Ca 91745 (626) 222-1732
Date: Tuesday, September 5, 2023 11:36:55 AM
Attachments: [image001.png](#)
[image004.png](#)

From: Fatima Nunez

Sent: Tuesday, August 29, 2023 12:51 PM

To: service@lapuentevalleywater.com

Subject: Family Fun Day Friday, October 6th, 2023 at our plant, Evans Food Group LTD - 15430 Proctor Ave City of Industry Ca 91745 (626) 222-1732

Evans Food Group is proud to announce the 1st Annual Family Fun Day: Friday, October 6th, 2023 at our plant, 15430 Proctor Ave City of Industry Ca 91745. This event will focus on safety and wellness at work and at home. We strive to provide the best work environment for our employees. We look forward to sharing our value and asking our employees families to join us. Invitation is extended to all 83 Evans Food Group employees, 41 temporary associates, and to their spouses and children. It is our goal to make this event a success.

About the Family Fun Day

The event is meant to honor our employees and thank the families of our employees by showing them we care. We want our employees and our community to know who we are and what we at Evans Food Group represent. We are happy to hold an unforgettable day at our plant in City of Industry. We will conduct plant tours to the families of our employees. We will barbeque hamburgers and hotdogs for the duration of the event, for all participants to enjoy some great food. In addition, there will be fun family friendly activities such as facepainting, bouncers, music, and much more. There will be raffles from our participants, who are joining us, to promote community services. All this will take place at our place of business at 15430 Proctor Ave City of Industry CA 91745 on October 6, 2023, from 1 pm to 5 pm.

Participation Opportunities

We are actively seeking participants for this event. Each participant may set up a table/booth to promote products and services. We are inviting your organization to participate please contact me at fatima.nunez@benestarbrands.com or call (626) 222-1732 for further information. We hope you will consider participating in this year's Family Fun Day! Any ideas or feedback you have to offer would be greatly appreciated!

My Best,



Fatima Nunez – Human Resources Manager
Mobile: 626-222-1732
Email: Fatima.Nunez@BenestarBrands.com

PRESIDENT
Henry P. Hernandez

DIRECTORS
David E. Argudo

GENERAL MANAGER
Roy Frausto

VICE PRESIDENT
William R. Rojas

John P. Escalera
Cesar J. Barajas



September 11, 2023

Ms. Cari McCormick
c/o Brent A. Robinson, Esq.
Aiman-Smith & Marcy, PC
7677 Airport Street, Suite 1150
Oakland, CA 94621

Re: In the Matter of Claim of Cari McCormick against La Puente Valley County Water District

Dear Mr. Robinson:

PLEASE TAKE NOTICE that the above-referenced claim of Cari McCormick dated June 8, 2023, and received by our District on or about August 8, 2023, was rejected by action of the District's Board of Directors at its meeting held on September 11, 2023. Please further note that the rejection of the claim was based on the fact that our District has never [or] has not over the past 20 years had an employee who retired from the District based on disability and received ordinary disability retirement benefits from CalPERS. Thus, there is no member of the purported plaintiff class, as described in the Exhibit A – Claim Narrative, who has retired from this District.

WARNING

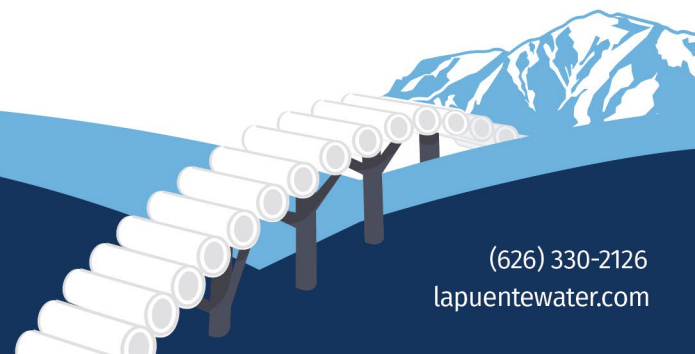
Subject to certain exceptions, you have only six (6) months from the date this notice was personally delivered or deposited in the mail to file a state court action on this claim. See California Government Code Section 945.6.

In providing this notice, or by any other action it has taken on this claim, La Puente Valley County Water District does not intend to relinquish or waive any of your legal claims requirements or any rights or defenses potentially available to the District or its officers, employees or agents. Should you file a lawsuit in this matter which is determined to be in bad faith and without reasonable cause, please be advised that La Puente Valley County Water District will attempt to recover all of its defense costs from you as allowed by California Code of Civil Procedure §128.5 and §1038.

Sincerely,

A handwritten signature in blue ink, appearing to read "Roy Frausto".

General Manager
La Puente Valley County Water District



June 28, 2023

RECEIVED JUL 17 2023

To Whom It May Concern:

My firm represents Cari McCormick. Enclosed you will find an administrative charge, with exhibits, filed by Ms McCormick with the California Civil Rights Department, naming as respondents the California Public Employees' Retirement System, Lake County, and the State of California.

As the charge explains, Ms McCormick's claims concern how certain pension benefits are calculated and paid through CalPERS. Those claims are brought *on behalf of* a putative class of California public employees ("Plaintiff Class"). Those claims are brought *against* a putative class of California public entity employers who employed one or more members of the proposed plaintiff class ("Defendant Class"). Ms McCormick will propose that the State of California, as represented by the California Attorney General's Office, serve as class representative for the proposed Defendant Class.

We have reason to believe your public entity may have employed one or more members of the proposed Plaintiff Class, because your public entity contracts to pay pension benefits through CalPERS. For that reason, we are serving Ms McCormick's FEHA charge on your public entity pursuant to Government Code section 12962(b). In addition, to the extent the government claim presentation requirements may apply, we hereby present the enclosed charge as a government claim.

For more information, please see the enclosed charge.

Regards,

AIMAN-SMITH & MARCY
PROFESSIONAL CORPORATION

/s/ Brent A. Robinson

Counsel for Plaintiff Cari McCormick
bar@asmlawyers.com

Enclosures



Civil Rights Department

KEVIN KISH, DIRECTOR

2218 Kausen Drive, Suite 100 | Elk Grove | CA | 95758
800-884-1684 (voice) | 800-700-2320 (TTY) | California's Relay Service at 711
calcivilrights.ca.gov | contact.center@calcivilrights.ca.gov

June 8, 2023

Brent Robinson
Aiman-Smith & Marcy, 7677 Oakport Street, Suite 1150
Oakland, California 94621

RE: **Notice to Complainant's Attorney**
CRD Matter Number: 202306-20925508
Right to Sue: McCormick / California Public Employees' Retirement System et al.

Dear Brent Robinson:

Attached is a copy of your complaint of discrimination filed with the Civil Rights Department (CRD) pursuant to the California Fair Employment and Housing Act, Government Code section 12900 et seq. Also attached is a copy of your Notice of Case Closure and Right to Sue.

Pursuant to Government Code section 12962, CRD will not serve these documents on the employer. You must serve the complaint separately, to all named respondents. Please refer to the attached Notice of Case Closure and Right to Sue for information regarding filing a private lawsuit in the State of California. A courtesy "Notice of Filing of Discrimination Complaint" is attached for your convenience.

Be advised that the CRD does not review or edit the complaint form to ensure that it meets procedural or statutory requirements.

Sincerely,

Civil Rights Department



Civil Rights Department

2218 Kausen Drive, Suite 100 | Elk Grove | CA | 95758
800-884-1684 (voice) | 800-700-2320 (TTY) | California's Relay Service at 711
calcivilrights.ca.gov | contact.center@calcivilrights.ca.gov

KEVIN KISH, DIRECTOR

June 8, 2023

RE: Notice of Filing of Discrimination Complaint
CRD Matter Number: 202306-20925508
Right to Sue: McCormick / California Public Employees' Retirement System et al.

To All Respondent(s):

Enclosed is a copy of a complaint of discrimination that has been filed with the Civil Rights Department (CRD) in accordance with Government Code section 12960. This constitutes service of the complaint pursuant to Government Code section 12962. The complainant has requested an authorization to file a lawsuit. A copy of the Notice of Case Closure and Right to Sue is enclosed for your records.

Please refer to the attached complaint for a list of all respondent(s) and their contact information.

No response to CRD is requested or required.

Sincerely,

Civil Rights Department



Civil Rights Department

2218 Kausen Drive, Suite 100 | Elk Grove | CA | 95758
800-684-1684 (voice) | 800-700-2320 (TTY) | California's Relay Service at 711
calcivilrights.ca.gov | contact.center@calcivilrights.ca.gov

June 8, 2023

Cari McCormick

RE: Notice of Case Closure and Right to Sue
CRD Matter Number: 202306-20925508
Right to Sue: McCormick / California Public Employees' Retirement System et al.

Dear Cari McCormick:

This letter informs you that the above-referenced complaint filed with the Civil Rights Department (CRD) has been closed effective June 8, 2023 because an immediate Right to Sue notice was requested.

This letter is also your Right to Sue notice. According to Government Code section 12965, subdivision (b), a civil action may be brought under the provisions of the Fair Employment and Housing Act against the person, employer, labor organization or employment agency named in the above-referenced complaint. The civil action must be filed within one year from the date of this letter.

To obtain a federal Right to Sue notice, you must contact the U.S. Equal Employment Opportunity Commission (EEOC) to file a complaint within 30 days of receipt of this CRD Notice of Case Closure or within 300 days of the alleged discriminatory act, whichever is earlier.

Sincerely,

Civil Rights Department

1 **COMPLAINT OF EMPLOYMENT DISCRIMINATION**
2 **BEFORE THE STATE OF CALIFORNIA**
3 **Civil Rights Department**
4 **Under the California Fair Employment and Housing Act**
5 **(Gov. Code, § 12900 et seq.)**

6 **In the Matter of the Complaint of**
7 Cari McCormick

CRD No. 202306-20925508

8 Complainant,

9 vs.

10 California Public Employees' Retirement System
11 Lincoln Plaza East 400 Q Street Room 1820
12 Sacramento, CA 95811

13 Lake County
14 255 North Forbes Street
15 Lakeport, CA 95453

16 State of California
17 c/o Attorney General Rob Bonta, Department of
18 Justice, P.O. Box 944255
19 Sacramento, CA 94244-2550

20 Respondents

21 1. Respondent **California Public Employees' Retirement System** is an employer subject to
22 suit under the California Fair Employment and Housing Act (FEHA) (Gov. Code, § 12900 et
23 seq.).

24 2. Complainant is naming **Lake County** business as Co-Respondent(s).
25 Complainant is naming **State of California** business as Co-Respondent(s).

26 3. Complainant **Cari McCormick**, resides in the City of , State of .

27 4. Complainant alleges that on or about **June 1, 2023**, respondent took the following
28 adverse actions:

Complainant was discriminated against because of complainant's age (40 and over) and
as a result of the discrimination was denied equal pay, other.

1 **Additional Complaint Details: See Exhibits A, B, and C attached hereto.**

2

3

4

5

6

7

8

9

10

11

12

13

14

15

16

17

18

19

20

21

22

23

24

25

26

-2-

Complaint – CRD No. 202306-20925508

27

Date Filed: June 8, 2023

28

1 VERIFICATION

2 I, **Brent A. Robinson**, am the **Attorney** in the above-entitled complaint. I have read
3 the foregoing complaint and know the contents thereof. The matters alleged are
4 based on information and belief, which I believe to be true.

5 On June 8, 2023, I declare under penalty of perjury under the laws of the State of
6 California that the foregoing is true and correct.

7 **San Francisco, CA**

8
9
10
11
12
13
14
15
16
17
18
19
20
21
22
23
24
25
26
27
28

EXHIBIT A

Exhibit A – Claim Narrative

Plaintiff Cari McCormick is an individual.

Defendants California Public Employees' Retirement System ("CalPERS"), State of California, and County of Lake are California governmental entities.

Plaintiff is ignorant of the true names or capacities of defendants named herein as Does 1 through 3,000, inclusive, and therefore identifies these defendants by these fictitious names. Each of the defendants named herein or designated as a Doe, is liable or in some manner legally responsible for the events alleged herein.

Plaintiff seeks to have the State of California, represented by the California Attorney General's Office, appointed to represent a defendant class, which includes all public entities that both employed one or more Plaintiffs, and are liable for employer-side retirement contributions for one or more Plaintiffs. A list of public entities believed to potentially be included within that defendant class, based on their listing as employers within the 2021-2022 Annual Comprehensive Financial Report published by CalPERS, is attached as Exhibit C.

Plaintiff refers to all defendants here collectively as "Defendants."

Plaintiff seeks to represent a plaintiff class of similarly situated persons. The class includes all persons who were employed by Defendants; who were at or over age 40 at the time they became members of the CalPERS system; who applied for and were granted ordinary disability retirement; whose retirement benefits are administered by CalPERS; and either (1) who have ever received disability retirement benefit payments pursuant to Government Code section 21423, who were over age 41 at membership in CalPERS, and who at retirement were credited with 18.518 or fewer years of actual service; or (2) who have ever received disability retirement benefit payments pursuant to Government Code section 21098, and who at retirement were credited with 24.691 or fewer years of actual service; or (3) who have ever received disability retirement benefit payments pursuant to Government Code section 21424, and who at retirement were credited with 29.629 or fewer years of actual service.

Plaintiff was employed by County of Lake; was over age 40 at membership in CalPERS; applied for and was granted ordinary disability retirement; receives benefits administered by CalPERS; and presently receives monthly disability benefit payments pursuant to one of the sections listed above. *See, generally, McCormick v. Public Employees' Retirement System* (2019) 41 Cal.App.5th 428.

Plaintiff refers to herself and the proposed plaintiff class collectively as "Plaintiffs."

At all relevant times, each of the Defendants was the agent of each of the remaining Defendants and, in doing the things alleged herein, was acting with the course and scope of such agency.

Each of the Defendants' actions or omissions as alleged herein was ratified by each of the remaining Defendants. Each of the acts or omissions of a Defendant's agents as alleged herein was ratified by that Defendant, as well as by each of the remaining Defendants. Each of the Defendants had knowledge of unlawful discrimination practiced upon its employees by the other Defendants, and failed to thereafter take all reasonable steps to prevent further discrimination against its employees. Each of the Defendants provided substantial assistance or encouragement to the other Defendants in the discrimination alleged here, and thereby caused harm to Plaintiff and the proposed class. Each of the Defendants had knowledge of the discrimination alleged here, and cooperated in that discrimination. For purposes of the discrimination alleged here, each of the Defendants was a joint employer and engaged in a joint venture, including by engaging in a combination of resources to carry out a single undertaking, with each having separate ownership interests in the joint undertaking, joint control, and an agreement to share profits and losses of that joint undertaking.

California law governs Plaintiffs' retirement benefits, and provides for ordinary disability retirement benefits for certain public employees such as Plaintiff who are rendered unable to do their job by any non-industrial long-term disability.

California law calculates such ordinary disability retirement benefits in a way that discriminates based on advanced age at membership. Government Code sections 21098, 21424, and 21423 each provides for younger employees to receive an ordinary disability retirement benefit equal to at least 33.333% of their final compensation. By contrast, older employees receive significantly reduced benefits, because those benefits are based on imputed years of service through age 60. For example, assume two state miscellaneous first-tier employees are otherwise identical, except that one was hired at age 18, the other at age 49. Each puts in 10 years of actual credited service, and each is forced to retire due to disabilities. The 18-year-old-at-hire will receive a benefit equal to 33.333% of his final compensation, because the formula gives him service credit as if he had worked without interruption through age 60. By contrast, the 49-year-old-at-hire will receive a benefit equal to just 19.8% under section 21423, with the difference in benefit amounts solely due to the older employee's advanced age.

Defendants are liable for disparate treatment. Defendants are qualifying employers, and employed Plaintiffs. Plaintiffs were over age 40 at membership. Defendants paid Plaintiffs reduced retirement benefits compared to employees younger at membership. Plaintiffs' age over 40 at membership was a substantial motivating factor in Defendants' determination and payment of the amount of Plaintiffs' disability retirement benefits. Plaintiffs have been harmed. Defendants' payment of reduced benefits to Plaintiffs is a substantial factor in causing them harm.

Defendants are also liable for pattern-or-practice of intentional discrimination. Discrimination is Defendants' standard operating procedure, rather than an unusual practice, and that standard operating procedure is a substantial factor in harming Plaintiffs.

Defendants are also liable for disparate impact. Defendants are qualifying employers, and employed Plaintiffs. Plaintiffs were over age 40 at membership. Defendants maintained a common policy or practice that has a disproportionate adverse effect on persons over age 40 at membership. Plaintiffs have been harmed. Defendants' policy or practice was a substantial factor in causing Plaintiffs' harm.

Defendants are also liable for their failure to prevent discrimination against Plaintiffs. Defendants knew or should have known of the above-alleged discrimination, and failed to take all reasonable steps necessary to prevent the same from occurring, thereby causing harm to Plaintiffs.

Defendants are also liable for breach of contract. At hiring, Defendants promised Plaintiffs future pay in exchange for present work, and Defendants' monthly retirement benefit payments are wages paid after the fact for Plaintiffs' years of labor. *See, e.g., Kern v. Long Beach* (1947) 29 Cal.2d 848, 850-852. The retirement benefit provisions at issue are contractual terms of class members' employment agreements: by those retirement provisions, Defendants promised class members future pay in exchange for present work, and once class members began performance, class members obtained a vested contractual right to the benefits Defendants had promised. *See, e.g., McGlynn v. State of California* (2018) 21 Cal.App.5th 548, 559.

Defendants maintained express written contractual terms of employment that provided for class members to be paid reduced retirement benefits based on their advanced ages at hiring. *See, Gov. Code §§ 21098, 21424, 21423.* Those terms of employment violate or are contrary to overriding state laws (*i.e.*, Gov. Code § 12940, subd. (a)) regulating such terms of employment, by providing for reduced compensation based solely on an employees' advanced age at hiring. To that extent, those terms of employment are contrary to superseding state law, they are illegal contractual terms, they are contrary to public policy, and they are therefore void. *See, Civil Code § 1667.* The unlawful terms of Plaintiffs' contracts with Defendants are severable, such that the illegal contract terms should be severed, and the balance of the contracts enforced. *Armendariz v. Found. Health Psychcare Servs., Inc.* (2000) 24 Cal.4th 83, 124. With illegal contractual terms severed, class members' contracts with the Defendants provide for class members to receive equal retirement benefits.

Alternately, FEHA's prohibition on age discrimination constitutes a contractual term of employment implied by operation of law into Plaintiffs' employment agreements with Defendants, such that Defendants were subject to a contractual duty to pay nondiscriminatory retirement benefits. *See, Castillo v. Express Escrow Company* (2007) 146 Cal.App.4th 1301, 1308 ("all laws in existence when the agreement was made become part of the contract"); *Anderson v. Time Warner Telecom of California* (2005) 129 Cal.App.4th 411, 418 ("All applicable laws are presumed to be known by the parties and to form a part of the agreement as if those laws were expressly referred to and incorporated."); *Coral Farms, L.P. v. Mahony* (2021) 63 Cal.App.5th 719, 731 ("The incorporation of current law into a contract is presumed and does not require a deliberate expression by the parties.").

The terms of Plaintiffs' employment contracts were sufficiently clear that the parties could understand what each was required to do, the parties exchanged consideration, and the parties agreed to terms. Plaintiffs did all, or substantially all, of the significant things their contracts required of them. Defendants failed to pay non-discriminatory benefits under the contracts, or paid discriminatory benefits in violation of the contracts. Plaintiffs were harmed. Defendants' breaches of contract were a substantial factor in causing Plaintiffs' harm.

The harm to Plaintiffs includes the loss of retirement benefits, the loss of additional amounts of money each would have received had he or she not suffered such unlawful discrimination, and harm in the form of humiliation, mental anguish, and emotional distress.

Defendants are also liable for prospective relief for violations of California's Equal Protection clause. Such relief includes declaratory relief, injunctive relief, and issuance of writs of mandamus and/or prohibition.

Thus, Defendants' unlawful policies and practices as alleged adversely affect, in a similar manner, a class of persons of which Plaintiff is a member, and raise substantial questions of law and fact that are common to that class. For those reasons, Plaintiff files this charge on behalf of a class of all others similarly situated, and seeks to represent the same.

EXHIBIT B

Exhibit B – Required Claim Information (Gov. Code § 910)

Name of Claimant:	Cari McCormick
Address of Claimant, and Address Where Notices re Claim Should Be Sent:	Cari McCormick c/o Brent A. Robinson Aiman-Smith & Marcy, PC 7677 Oakport Street, Suite 1150 Oakland, CA 94621
Date, Place, and Other Circumstances of the Occurrence or Transaction which Gave Rise to the Claim Asserted:	Following a decision in favor of Ms McCormick by the First District Court of Appeal in 2019, CalPERS granted Ms McCormick ordinary disability retirement. For additional information about facts giving rise to claim asserted, see Exhibit A.
A General Description of the Loss Incurred:	See Exhibit A for detailed factual narrative.
The Name or Names of the Public Employees Causing the Injury, Damage, or Loss, if Known:	Unknown.
The Amount Claimed If Less than \$10k:	The amount claimed exceeds \$10k.

Note: This Claim is presented on behalf of a class of similarly situated persons. Claimant is the proposed representative claimant. The class description is provided in Exhibit A.

EXHIBIT C

Exhibit C – List of Potential Defendants

1. South San Joaquin County Fire Authority
2. Central Fire Protection District of Santa Cruz County
3. California Intergovernmental Risk Authority
4. State of California
5. Alameda County Office of Education
6. Alpine County Office of Education
7. Amador County Office of Education
8. Butte County Office of Education
9. Calaveras County Office of Education
10. Colusa County Office of Education
11. Contra Costa County Office of Education
12. Del Norte County Office of Education
13. El Dorado County Office of Education
14. Fresno County Office of Education
15. Glenn County Office of Education
16. Humboldt County Office of Education
17. Imperial County Office of Education
18. Inyo County Office of Education
19. Kern County Office of Education
20. Kings County Office of Education
21. Lake County Office of Education
22. Lassen County Office of Education
23. Los Angeles County Office of Education
24. Madera County Office of Education
25. Marin County Office of Education
26. Mariposa County Office of Education
27. Mendocino County Office of Education
28. Merced County Office of Education
29. Modoc County Office of Education
30. Mono County Office of Education
31. Monterey County Office of Education
32. Napa County Office of Education
33. Nevada County Office of Education
34. Los Angeles Unified School District
35. Los Angeles Community College District
36. San Diego County Office of Education
37. Alpine County
38. Amador County
39. Butte County
40. Calaveras County
41. Colusa County

Exhibit C

Page 2

42. Del Norte County
43. El Dorado County
44. Glenn County
45. Humboldt County
46. Inyo County
47. Kings County
48. Lake County
49. Lassen County
50. Madera County
51. Mariposa County
52. Modoc County
53. Mono County
54. Monterey County
55. Napa County
56. Nevada County
57. Placer County
58. Plumas County
59. Riverside County
60. San Benito County
61. San Joaquin County
62. Santa Clara County
63. Santa Cruz County
64. Shasta County
65. Sierra County
66. Siskiyou County
67. Solano County
68. Sutter County
69. Tehama County
70. Trinity County
71. Tuolumne County
72. Yolo County
73. Yuba County
74. Adelanto
75. Agoura Hills
76. Alameda
77. Albany
78. Alhambra
79. Aliso Viejo
80. Alturas
81. American Canyon
82. Anaheim
83. Anderson
84. Angels

Exhibit C

Page 3

85. Antioch
86. Apple Valley
87. Arcadia
88. Arcata
89. Arroyo Grande
90. Artesia
91. Arvin
92. Atascadero
93. Atherton
94. Atwater
95. Auburn
96. Avalon
97. Avenal
98. Azusa
99. Bakersfield
100. Baldwin Park
101. Banning
102. Barstow
103. Beaumont
104. Bell
105. Bell Gardens
106. Bellflower
107. Belmont
108. Belvedere
109. Benicia
110. Berkeley
111. Beverly Hills
112. Biggs
113. Bishop
114. Blue Lake
115. Blythe
116. Bradbury
117. Brawley
118. Brea
119. Brentwood
120. Brisbane
121. Buellton
122. Buena Park
123. Burbank
124. Burlingame
125. Calabasas
126. Calexico
127. California City

Exhibit C

Page 4

128. Calimesa
129. Calipatria
130. Calistoga
131. Camarillo
132. Campbell
133. Canyon Lake
134. Capitola
135. Carlsbad
136. Carmel-By-The-Sea
137. Carpinteria
138. Carson
139. Cathedral City
140. Cerritos
141. Chico
142. Chino
143. Chowchilla
144. Chula Vista
145. Citrus Heights
146. Claremont
147. Clayton
148. Clearlake
149. Cloverdale
150. Clovis
151. Coachella City
152. Coalinga
153. Colfax
154. Colma
155. Colton
156. Colusa
157. Commerce
158. Compton
159. Concord
160. Corcoran
161. Corning
162. Corona
163. Coronado
164. Corte Madera
165. Costa Mesa
166. Cotati
167. Covina
168. Crescent City
169. Cudahy
170. Culver City

Exhibit C

Page 5

- 171. Cupertino
- 172. Cypress
- 173. Daly City
- 174. Dana Point
- 175. Davis
- 176. Del Mar
- 177. Del Rey Oaks
- 178. Delano
- 179. Desert Hot Springs
- 180. Diamond Bar
- 181. Dinuba
- 182. Dixon
- 183. Dos Palos
- 184. Downey
- 185. Duarte
- 186. Dublin
- 187. Dunsmuir
- 188. East Palo Alto
- 189. Eastvale
- 190. El Cajon
- 191. El Centro
- 192. El Cerrito
- 193. El Monte
- 194. El Segundo
- 195. Elk Grove
- 196. Emeryville
- 197. Encinitas
- 198. Escalon
- 199. Escondido
- 200. Etna
- 201. Eureka
- 202. Exeter
- 203. Fairfax
- 204. Fairfield
- 205. Farmersville
- 206. Fillmore
- 207. Firebaugh
- 208. Folsom
- 209. Fontana
- 210. Fort Bragg
- 211. Fortuna
- 212. Foster City
- 213. Fountain Valley

Exhibit C
Page 6

- 214. Fowler
- 215. Fremont
- 216. Fullerton
- 217. Galt
- 218. Garden Grove
- 219. Gardena
- 220. Gilroy
- 221. Glendale
- 222. Glendora
- 223. Goleta
- 224. Gonzales
- 225. Grand Terrace
- 226. Grass Valley
- 227. Greenfield
- 228. Gridley
- 229. Grover Beach
- 230. Guadalupe
- 231. Gustine
- 232. Half Moon Bay
- 233. Hanford
- 234. Hawaiian Gardens
- 235. Hawthorne
- 236. Hayward
- 237. Healdsburg
- 238. Hemet
- 239. Hercules
- 240. Hermosa Beach
- 241. Hesperia
- 242. Hidden Hills
- 243. Highland
- 244. Hillsborough
- 245. Hollister
- 246. Hughson
- 247. Huntington Beach
- 248. Huntington Park
- 249. Imperial
- 250. Imperial Beach
- 251. Indian Wells
- 252. Indio
- 253. Industry
- 254. Inglewood
- 255. Ione
- 256. Irvine

Exhibit C
Page 7

- 257. Irwindale
- 258. Jackson
- 259. Kerman
- 260. King City
- 261. Kingsburg
- 262. La Canada Flintridge
- 263. La Habra
- 264. La Habra Heights
- 265. La Mesa
- 266. La Mirada
- 267. La Palma
- 268. La Puente
- 269. La Quinta
- 270. La Verne
- 271. Laguna Beach
- 272. Laguna Hills
- 273. Laguna Niguel
- 274. Laguna Woods
- 275. Lake Elsinore
- 276. Lake Forest
- 277. Lakeport
- 278. Lakewood
- 279. Lancaster
- 280. Larkspur
- 281. Lathrop
- 282. Lawndale
- 283. Lemon Grove
- 284. Lemoore
- 285. Lincoln
- 286. Lindsay
- 287. Live Oak
- 288. Livermore
- 289. Livingston
- 290. Lodi
- 291. Loma Linda
- 292. Lomita
- 293. Lompoc
- 294. Long Beach
- 295. Loomis
- 296. Los Alamitos
- 297. Los Altos
- 298. Los Altos Hills
- 299. Los Banos

Exhibit C
Page 8

- 300. Los Gatos
- 301. Lynwood
- 302. Madera
- 303. Malibu
- 304. Mammoth Lakes
- 305. Manhattan Beach
- 306. Manteca
- 307. Marina
- 308. Martinez
- 309. Marysville
- 310. Maywood
- 311. Mendota
- 312. Menifee
- 313. Menlo Park
- 314. Merced
- 315. Mill Valley
- 316. Millbrae
- 317. Milpitas
- 318. Mission Viejo
- 319. Modesto
- 320. Monrovia
- 321. Montague
- 322. Montclair
- 323. Monte Sereno
- 324. Montebello
- 325. Monterey
- 326. Monterey Park
- 327. Moorpark
- 328. Moraga
- 329. Moreno Valley
- 330. Morgan Hill
- 331. Morro Bay
- 332. Mountain View
- 333. Mt. Shasta
- 334. Murrieta
- 335. Napa
- 336. National City
- 337. Needles
- 338. Nevada City
- 339. Newark
- 340. Newman
- 341. Newport Beach
- 342. Norco

Exhibit C

Page 9

- 343. Norwalk
- 344. Novato
- 345. Oakdale
- 346. Oakland
- 347. Oakley
- 348. Oceanside
- 349. Ojai
- 350. Ontario
- 351. Orange
- 352. Orange Cove
- 353. Orland
- 354. Oroville
- 355. Oxnard
- 356. Pacific Grove
- 357. Pacifica
- 358. Palm Desert
- 359. Palm Springs
- 360. Palmdale
- 361. Palo Alto
- 362. Palos Verdes Estates
- 363. Paradise
- 364. Paramount
- 365. Parlier
- 366. Pasadena
- 367. Paso Robles
- 368. Patterson
- 369. Perris
- 370. Petaluma
- 371. Pico Rivera
- 372. Piedmont
- 373. Pinole
- 374. Pismo Beach
- 375. Pittsburg
- 376. Placentia
- 377. Placerville
- 378. Pleasant Hill
- 379. Pleasanton
- 380. Pomona
- 381. Port Hueneme
- 382. Porterville
- 383. Portola
- 384. Portola Valley
- 385. Poway

Exhibit C
Page 10

- 386. Rancho Cordova
- 387. Rancho Cucamonga
- 388.
- 389. Rancho Mirage
- 390. Rancho Palos Verdes
- 391. Rancho Santa Margarita
- 392. Red Bluff
- 393. Redding
- 394. Redlands
- 395. Redondo Beach
- 396. Redwood City
- 397. Reedley
- 398. Rialto
- 399. Richmond
- 400. Ridgecrest
- 401. Rio Vista
- 402. Ripon
- 403. Riverbank
- 404. Riverside
- 405. Rocklin
- 406. Rohnert Park
- 407. Rolling Hills
- 408. Rolling Hills Estates
- 409. Rosemead
- 410. Roseville
- 411. Ross
- 412. Sacramento
- 413. Salinas
- 414. San Anselmo
- 415. San Bernardino
- 416. San Bruno
- 417. San Buenaventura
- 418. San Carlos
- 419. San Clemente
- 420. San Dimas
- 421. San Fernando
- 422. San Francisco 1
- 423. San Gabriel
- 424. San Jacinto
- 425. San Joaquin
- 426. San Jose
- 427. San Leandro
- 428. San Luis Obispo

Exhibit C

Page 11

- 429. San Marcos
- 430. San Marino
- 431. San Mateo
- 432. San Pablo
- 433. San Ramon
- 434. Sand City
- 435. Sanger
- 436. Santa Ana
- 437. Santa Barbara
- 438. Santa Clara
- 439. Santa Clarita
- 440. Santa Cruz
- 441. Santa Fe Springs
- 442. Santa Maria
- 443. Santa Monica
- 444. Santa Paula
- 445. Santa Rosa
- 446. Santee
- 447. Saratoga
- 448. Sausalito
- 449. Scotts Valley
- 450. Seal Beach
- 451. Seaside
- 452. Sebastopol
- 453. Selma
- 454. Shafter
- 455. Shasta Lake
- 456. Sierra Madre
- 457. Signal Hill
- 458. Simi Valley
- 459. Solana Beach
- 460. Soledad
- 461. Solvang
- 462. Sonoma
- 463. Sonora
- 464. South El Monte
- 465. South Gate
- 466. South Lake Tahoe
- 467. South Pasadena
- 468. South San Francisco
- 469. St. Helena
- 470. Stanton
- 471. Stockton

Exhibit C
Page 12

- 472. Suisun City
- 473. Sunnyvale
- 474. Susanville
- 475. Sutter Creek
- 476. Taft
- 477. Tehachapi
- 478. Temecula
- 479. Temple City
- 480. Thousand Oaks
- 481. Tiburon
- 482. Torrance
- 483. Tracy
- 484. Truckee
- 485. Tulare
- 486. Tulelake
- 487. Turlock
- 488. Tustin
- 489. Twentynine Palms
- 490. Ukiah
- 491. Union City
- 492. Upland
- 493. Vacaville
- 494. Vallejo
- 495. Vernon
- 496. Victorville
- 497. Villa Park
- 498. Visalia
- 499. Vista
- 500. Walnut
- 501. Walnut Creek
- 502. Wasco
- 503. Waterford
- 504. Watsonville
- 505. Weed
- 506. West Covina
- 507. West Hollywood
- 508. West Sacramento
- 509. Westlake Village
- 510. Westminster
- 511. Whittier
- 512. Wildomar
- 513. Williams
- 514. Willits

Exhibit C
Page 13

- 515. Willows
- 516. Windsor
- 517. Winters
- 518. Woodlake
- 519. Woodland
- 520. Woodside
- 521. Yorba Linda
- 522. Yountville
- 523. Yreka
- 524. Yuba City
- 525. Yucaipa
- 526. Yucca Valley
- 527. Academic Senate for California Community Colleges
- 528. Access Services Incorporated
- 529. Agoura Hills and Calabasas Community Center
- 530. Alameda Alliance for Health
- 531. Alameda Corridor Transportation Authority
- 532. Alameda County Fire Department
- 533. Alameda County Law Library
- 534. Alameda County Mosquito Abatement District
- 535. Alameda County Schools Insurance Group
- 536. Alameda County Transportation Commission
- 537. Alameda County Waste Management Authority
- 538. Alameda County Water District
- 539. Alliance of Schools for Cooperative Insurance Programs
- 540. Alpine Fire Protection District
- 541. Alpine Springs County Water District
- 542. Alta California Regional Center, Inc.
- 543. Alta Irrigation District
- 544. Altadena Library District
- 545. Amador County Transportation Commission
- 546. Amador Transit
- 547. Amador Water Agency
- 548. American Canyon Fire Protection District
- 549. American River Flood Control District
- 550. Anderson Cemetery District
- 551. Anderson Fire Protection District
- 552. Angiola Water District
- 553. Antelope Valley Mosquito and Vector Control District
- 554. Antelope Valley Schools Transportation Agency
- 555. Antelope Valley Transit Authority
- 556. Apple Valley Fire Protection District
- 557. Arbuckle-College City Fire Protection District

Exhibit C

Page 14

- 558. Arcade Creek Recreation and Park District
- 559. Arcata Fire Protection District
- 560. Area 12 Agency on Aging
- 561. Aromas Water District
- 562. Arrowbear Park County Water District
- 563. Arroyo Grande District Cemetery
- 564. Associated Students California State University San Bernardino
- 565. Associated Students Inc., California State University, Fullerton
- 566. Associated Students Incorporated of California State University East Bay
- 567. Associated Students Incorporated of California State University Stanislaus
- 568. Associated Students of California State University, Chico
- 569. Association of California Water Agencies
- 570. Association of California Water Agencies - Joint Powers Insurance Authority
- 571. Association of Monterey Bay Area Governments
- 572. Atascadero Cemetery District
- 573. Auburn Area Recreation and Park District
- 574. Auburn Public Cemetery District
- 575. Avila Beach Community Services District
- 576. Aztec Shops, Ltd.
- 577. Bard Water District
- 578. Bardsdale Cemetery District
- 579. Barstow Cemetery District
- 580. Bay Area Air Quality Management District
- 581. Bay Area Water Supply and Conservation Agency
- 582. Beach Cities Health District
- 583. Bear Mountain Recreation and Park District
- 584. Bear Valley Community Services District
- 585. Beaumont District Library
- 586. Beaumont-Cherry Valley Recreation and Park District
- 587. Beaumont-Cherry Valley Water District
- 588. Bella Vista Water District
- 589. Belmont Fire Protection District
- 590. Belmont-San Carlos Fire Department
- 591. Belvedere-Tiburon Library Agency
- 592. Benicia City Housing Authority
- 593. Berkeley Housing Authority
- 594. BETA Healthcare Group Risk Management Authority
- 595. Big Bear Area Regional Wastewater Agency
- 596. Big Bear City Airport District
- 597. Big Bear City Community Services District
- 598. Big Bear Municipal Water District
- 599. Bighorn-Desert View Water Agency
- 600. Black Gold Cooperative Library System

Exhibit C
Page 15

601. Blanchard/Santa Paula Public Library District
602. Blue Lake Fire Protection District
603. Bodega Bay Fire Protection District
604. Bolinas Community Public Utility District
605. Bolinas Fire Protection District
606. Bonita-Sunnyside Fire Protection District
607. Boron Community Services District
608. Borrego Springs Fire Protection District
609. Borrego Water District
610. Boulder Creek Fire Protection District
611. Branciforte Fire Protection District
612. Brannan-Andrus Levee Maintenance District
613. Broadmoor Police Protection District
614. Brooktrails Township Community Services District
615. Browns Valley Irrigation District
616. Buckingham Park County Water District
617. Buena Park Library District
618. Burney Basin Mosquito Abatement District
619. Burney Fire District
620. Burney Water District
621. Butte County Air Quality Management District
622. Butte County Association of Governments
623. Butte County Fair Association
624. Butte County In-Home Supportive Services Public Authority
625. Butte County Mosquito and Vector Control District
626. Butte Local Agency Formation Commission
627. Butte Schools Self-Funded Programs
628. Butte-Glenn Community College District
629. Byron-Bethany Irrigation District
630. Cabrillo College Foundation
631. Cachuma Operation and Maintenance Board
632. Cal Poly Corporation
633. Cal Poly Pomona Foundation, Inc.
634. Calaveras Council of Governments
635. Calaveras County Water District
636. Calaveras Public Utility District
637. California Association for Park and Recreation Indemnity
638. California Authority of Racing Fairs
639. California Bear Credit Union
640. California Central Valley Flood Control Association
641. California Fair Services Authority
642. California Fairs Financing Authority
643. California Firefighter's Joint Apprenticeship Committee

Exhibit C

Page 16

644. California Interscholastic Federation, Central Coast Section
645. California Interscholastic Federation, Central Section
646. California Interscholastic Federation, North Coast Section
647. California Interscholastic Federation, Northern Section
648. California Interscholastic Federation, Sac- Joaquin Section
649. California Interscholastic Federation, San Diego Section
650. California Interscholastic Federation, Southern Section
651. California Interscholastic Federation, State Office
652. California Joint Powers Insurance Authority
653. California Joint Powers Risk Management Authority
654. California Maritime Academy Foundation, Inc.
655. California Municipal Utilities Association
656. California Pines Community Services District
657. California Redevelopment Association Foundation
658. California School Boards Association
659. California Special Districts Association
660. California State University, Bakersfield Foundation
661. California State University, East Bay Foundation, Inc.
662. "California State University, Fresno Athletic Corporation"
663. California State University, Stanislaus Auxiliary and Business Services
664. California State University-Fresno Association, Inc.
665. Callayomi County Water District
666. Calleguas Municipal Water District
667. Camarillo Health Care District
668. Cambria Cemetery District
669. Cambria Community Healthcare District
670. Cambria Community Services District
671. Cambria Community Services District
672. Cameron Park Community Services District
673. Camrosa Water District
674. Capitol Area Development Authority
675. Carmel Area Wastewater District
676. Carmel Highlands Fire Protection District of Monterey County
677. Carmichael Water District
678. Carpinteria Sanitary District
679. Carpinteria Valley Water District
680. Casitas Municipal Water District
681. Castro Valley Sanitary District
682. Castroville Community Services District
683. Cawelo Water District
684. Cayucos Sanitary District
685. Cayucos-Morro Bay Cemetery District
686. Centerville Community Services District

Exhibit C
Page 17

- 687. Central Basin Municipal Water District
- 688. Central Calaveras Fire and Rescue Protection District
- 689. Central Coast Water Authority
- 690. Central Contra Costa Solid Waste Authority
- 691. Central Contra Costa Transit Authority
- 692. Central County Fire Department
- 693. Central Marin Fire Authority
- 694. Central Marin Police Authority
- 695. Central Marin Sanitation Agency
- 696. Central Sierra Child Support Agency
- 697. Central Valley Regional Center, Inc.
- 698. Central Water District
- 699. Channel Islands Beach Community Services District
- 700. Chester Public Utility District
- 701. Chico Area Recreation and Park District
- 702. Children and Families Commission of San Luis Obispo County
- 703. Chino Basin Water Conservation District
- 704. Chino Basin Watermaster
- 705. Chino Valley Independent Fire District
- 706. Citrus Heights Water District
- 707. City/County Association of Governments of San Mateo County
- 708. Clear Creek Community Services District
- 709. Clearlake Oaks County Water District
- 710. Cloverdale Citrus Fair
- 711. Cloverdale Fire Protection District
- 712. Clovis Cemetery District
- 713. Coachella Valley Association of Governments
- 714. Coachella Valley Mosquito and Vector Control District
- 715. Coachella Valley Public Cemetery District
- 716. Coachella Valley Water District
- 717. Coalinga/Huron Unified School District Library District
- 718. Coalinga-Huron Cemetery District
- 719. Coalinga-Huron Recreation and Park District
- 720. Coast Life Support District
- 721. Coastal Developmental Services Fdn DBA Westside Regional Center
- 722. Coastsides County Water District
- 723. Coastsides Fire Protection District
- 724. Colfax Cemetery District
- 725. College of The Canyons Foundation
- 726. Colusa County One-Stop Partnership
- 727. Colusa Mosquito Abatement District
- 728. Community College League of California
- 729. Community Development Commission of Mendocino County

Exhibit C
Page 18

- 730. Compass Community Credit Union
- 731. Compton Creek Mosquito Abatement District
- 732. Compton Unified School District
- 733. Conejo Recreation and Park District
- 734. Connecting Point
- 735. Consolidated Mosquito Abatement District
- 736. Contra Costa Community College District
- 737. Contra Costa County Law Library
- 738. Contra Costa County Schools Insurance Group
- 739. Contra Costa Transportation Authority
- 740. Cooperative Organization for the Development of Employee Selection Procedures
- 741. Cooperative Personnel Services
- 742. Copperopolis Fire Protection District
- 743. Cordelia Fire Protection District of Solano County
- 744. Cordova Recreation and Park District
- 745. Corning Water District
- 746. Costa Mesa Sanitary District
- 747. Cosumnes Community Services District
- 748. Cottonwood Fire Protection District
- 749. Cottonwood Water District
- 750. CRA/LA, a Designated Local Authority
- 751. Crescent City Harbor District
- 752. Crescenta Valley Water District
- 753. Crestline Lake Arrowhead Water Agency
- 754. Crestline Village Water District
- 755. Crockett Community Services District
- 756. Cucamonga Valley Water District
- 757. Cutler Public Utility District
- 758. Cutler-Orosi Joint Powers Wastewater Authority
- 759. Cuyama Valley Recreation District
- 760. Dairy Council of California
- 761. Davis Cemetery District
- 762. De Luz Community Services District
- 763. Del Norte County Library District
- 764. Del Paso Manor Water District
- 765. Del Puerto Water District
- 766. Del Rey Community Services District
- 767. Delano Mosquito Abatement District
- 768. Delta Diablo
- 769. Delta Mosquito and Vector Control District
- 770. Denair Community Services District
- 771. Desert Water Agency
- 772. Diablo Water District

Exhibit C
Page 19

- 773. Diamond Springs/El Dorado Fire Protection District
- 774. Dixon Public Library District
- 775. Donald P. And Katherine B. Loker University
- 776. Student Union, Inc.
- 777. Dougherty Regional Fire Authority
- 778. Dublin San Ramon Services District
- 779. Durham Mosquito Abatement District
- 780. East Bay Dischargers Authority
- 781. East Bay Regional Park District
- 782. East Contra Costa Irrigation District
- 783. East County Schools Federal Credit Union
- 784. East Orange County Water District
- 785. East Palo Alto Sanitary District
- 786. East Quincy Services District
- 787. East Valley Water District
- 788. Eastern Municipal Water District
- 789. Eastern Sierra Transit Authority
- 790. Ebbetts Pass Fire Protection District
- 791. Edgemont Community Services District
- 792. El Dorado County Fire Protection District
- 793. El Dorado County Resource Conservation
District
- 794. El Dorado County Transit Authority
- 795. El Dorado County Transportation Commission
- 796. El Dorado County Water Agency
- 797. El Dorado Hills Community Services District
- 798. El Dorado Hills County Water District
- 799. El Dorado Irrigation District
- 800. El Dorado Local Agency Formation
Commission
- 801. Encina Wastewater Authority
- 802. Esparto Community Services District
- 803. Esparto Fire Protection District
- 804. Exeter District Ambulance
- 805. Fair Oaks Recreation & Park District
- 806. Fair Oaks Water District
- 807. Fairfield-Suisun Sewer District
- 808. Fall River Valley Community Services District
- 809. Fallbrook Public Utility District
- 810. Far Northern Coordinating Council on
Developmental Disabilities
- 811. Feather River Air Quality Management District
- 812. Feather River Recreation and Park District
- 813.
- 814.
- 815.

Exhibit C

Page 20

- 816. Feather Water District
- 817. Felton Fire Protection District
- 818. Fern Valley Water District
- 819. Florin County Water District
- 820. Florin Resource Conservation District Elk
- 821. Grove Water District
- 822. Fontana Unified School District
- 823. Foothill Municipal Water District
- 824. Foothill-De Anza Community College District
- 825. Foresthill Public Utility District
- 826. Forestville Water District
- 827. Fort Bragg Fire Protection Authority
- 828. Foundation for California Community Colleges
- 829. Foundation for Grossmont and Cuyamaca
- 830. Colleges
- 831. Fresno City Housing Authority
- 832. Fresno County Housing Authority
- 833. Fresno County Law Library
- 834. Fresno Westside Mosquito Abatement District
- 835. Fruitridge Fire Protection District
- 836. Fulton-El Camino Recreation and Park District
- 837. Garden Valley Fire Protection District
- 838. Georgetown Divide Public Utility District
- 839. Georgetown Divide Resource Conservation
- 840. Georgetown Fire Protection District
- 841. Gilsizer County Drainage District
- 842. Glendale College, Associated Students of
- 843. Glendale Community College District
- 844. Glenn County Mosquito and Vector Control
- 845. Gold Coast Transit
- 846. Gold Ridge Fire Protection District
- 847. Gold Ridge Resource Conservation District
- 848. Golden Gate Bridge Highway and
- 849. Transportation District
- 850. Golden Hills Community Services District
- 851. Golden Sierra Job Training Agency
- 852. Goleta Sanitary District
- 853. Goleta Water District
- 854. Goleta West Sanitary District
- 855. Granada Community Services District
- 856. Graton Community Services District
- 857. Graton Fire Protection District
- 858. Great Basin Unified Air Pollution Control

Exhibit C
Page 21

- 859. Greater Anaheim Special Education Local Plan
- 860. Area
- 861. Greater Los Angeles County Vector Control
- 862. Greater Vallejo Recreation District
- 863. Green Valley County Water District
- 864. Gridley Biggs Cemetery District
- 865. Grossmont Healthcare District
- 866. Groveland Community Services District
- 867. Gualala Community Services District
- 868. Hacienda La Puente Unified School District
- 869. Hamilton Branch Fire Protection District
- 870. Happy Camp Sanitary District
- 871. Happy Homestead Cemetery District
- 872. Happy Valley Fire District
- 873. Hayward Area Recreation and Park District
- 874. Health Plan of San Joaquin
- 875. Heartland Communications Facility Authority
- 876. Heber Public Utility District
- 877. Helendale Community Services District
- 878. Helix Water District
- 879. Henry Miller Reclamation District No. 2131
- 880. Heritage Ranch Community Services District
- 881. Herlong Public Utility District
- 882. Hesperia Fire Protection District
- 883. Hesperia Unified School District
- 884. Hesperia Water District
- 885. Hidden Valley Lake Community Services District
- 886. Hi-Desert Water District
- 887. Higgins Area Fire Protection District
- 888. Hilton Creek Community Services District
- 889. Hopland Public Utility District
- 890. Housing Authority of the City of Alameda
- 891. Housing Authority of the City of Calexico
- 892. Housing Authority of the City of Eureka
- 893. Housing Authority of the City of Livermore
- 894. Housing Authority of the City of Los Angeles
- 895. Housing Authority of the City of Madera
- 896. Housing Authority of the City of San Buenaventura
- 897. Housing Authority of the City of San Luis Obispo
- 898. Housing Authority of the City of South San Francisco
- 899. Housing Authority of the County of Butte
- 900. Housing Authority of the County of Kern
- 901. Housing Authority of the County of Santa Cruz

Exhibit C
Page 22

- 902. Hub Cities Consortium
- 903. "Human Rights/Fair Housing Commission of the
- 904. City and County of Sacramento"
- 905. Humboldt Bay Fire Joint Powers Authority
- 906. Humboldt Bay Harbor Recreation and Conservation District
- 907. Humboldt Bay Municipal Water District
- 908. Humboldt Community Services District
- 909. Humboldt County Association of Governments
- 910. Humboldt Transit Authority
- 911. Humboldt Waste Management Authority
- 912. Idyllwild Fire Protection District
- 913. Independent Cities Association, Inc.
- 914. Indian Wells Valley Water District
- 915. Inland Counties Regional Center, Inc.
- 916. Inland Empire Health Plan
- 917. Inland Empire Resource Conservation District
- 918. Inland Empire Utilities Agency
- 919. Intergovernmental Training and Development Center
- 920. Inverness Public Utility District
- 921. Ironhouse Sanitary District
- 922. Irvine Ranch Water District
- 923. Isla Vista Recreation and Park District
- 924. Jackson Valley Irrigation District
- 925. Jamestown Sanitary District
- 926. Joshua Basin Water District
- 927. June Lake Public Utility District
- 928. Jurupa Area Recreation and Park District
- 929. Jurupa Community Services District
- 930. Kaweah Delta Water Conservation District
- 931. Kelseyville Fire Protection District
- 932. Kensington Community Services District
- 933. Kentfield Fire Protection District
- 934. Kenwood Fire Protection District
- 935. Kern County Council of Governments
- 936. Kern County Local Agency Formation Commission
- 937. Kern Health Systems
- 938. Kern River Valley Cemetery District
- 939. Kern-Tulare Water District
- 940. Kettleman City Community Services District
- 941. Kings County Area Public Transit Agency
- 942. Kings County Association of Governments
- 943. Kings County In-Home Supportive Services Public Authority
- 944. Kings Mosquito Abatement District

Exhibit C
Page 23

945. Kings Waste and Recycling Authority
946. Kinneloa Irrigation District
947. Kirkwood Meadows Public Utility District
948. Konocti County Water District
949. La Habra Heights County Water District
950. La Puente Valley County Water District
951. Laguna Beach County Water District
952. Lake Arrowhead Community Services District
953. Lake County Fire Protection District
954. Lake County Vector Control District
955. Lake Don Pedro Community Services District
956. Lake Hemet Municipal Water District
957. Lake Oroville Area Public Utility District
958. Lake Shastina Community Services District
959. Lake Valley Fire Protection District
960. Lakeport County Fire Protection District
961. Lakeside Fire Protection District
962. Lakeside Water District
963. Lamont Public Utility District
964. Las Gallinas Valley Sanitary District of Marin County
965. Las Virgenes Municipal Water District
966. Lassen County Waterworks District No. 1
967. League of California Cities
968. Leucadia Wastewater District
969. Levee District No. 1 of Sutter County
970. Linda County Water District
971. Linda Fire Protection District
972. Linden-Peters Rural County Fire Protection District
973. Lindsay Strathmore Public Cemetery District
974. Little Lake Fire Protection District
975. Littlerock Creek Irrigation District
976. Live Oak Cemetery District
977. Livermore/Amador Valley Transit Authority
978. "Local Agency Formation Commission of
979. Monterey County"
980. Local Agency Formation Commission of Solano County
981. Local Government Services Authority, a Joint Powers Authority
982. Long Beach City College Associated Student Body Enterprises
983. Long Beach State University, Associated Students
984. Long Beach State University, Forty-Niner Shops, Inc.
985. Los Alamos Community Services District
986. Los Angeles County Area 'E' Civil Defense and Disaster Board
987. Los Angeles County Development Authority

Exhibit C

Page 24

988. Los Angeles County Law Library
989. Los Angeles County Sanitation District No. 2
990. Los Angeles County West Vector Control District
991. Los Angeles Memorial Coliseum Commission
992. Los Angeles Regionalized Insurance Services Authority
993. Los Gatos-Saratoga Department of Community Education and Recreation
994. Los Osos Community Services District
995. Lower Lake Cemetery District
996. Lower Lake County Waterworks District No. 1
997. Lower Tule River Irrigation District
998. Madera Cemetery District
999. Madera County Mosquito and Vector Control District
1000. Main San Gabriel Basin Watermaster
1001. Majestic Pines Community Services District
1002. Mammoth Lakes Fire District
1003. Mammoth Lakes Mosquito Abatement District
1004. Management of Emeryville Services Authority
1005. March Joint Powers Authority
1006. Marin Children and Families Commission
1007. Marin Community College District
1008. Marin County Housing Authority
1009. Marin County In-Home Supportive Services Public Authority
1010. Marin Municipal Water District
1011. Marina Coast Water District
1012. Marinwood Community Services District
1013. Mariposa Public Utility District
1014. Maxwell Public Utility District
1015. McCloud Community Services District
1016. McFarland Recreation and Park District
1017. McKinleyville Community Services District
1018. Meeks Bay Fire Protection District
1019. Meiners Oaks County Water District
1020. Mendocino City Community Services District
1021. Mendocino County Russian River Flood Control & Water Conservation Improvement District
1022. Mendocino Transit Authority
1023. Menlo Park Fire Protection District
1024. Merced County Housing Authority
1025. Merced County Mosquito Abatement District
1026. Merced Irrigation District
1027. Mesa Water District
1028. Metropolitan Transportation Commission
1029. Metropolitan Water District of Southern California

Exhibit C
Page 25

- 1030. Midpeninsula Regional Open Space District
- 1031. Mid-Peninsula Water District
- 1032. Mid-Placer Public Schools Transportation Agency
- 1033. Midway City Sanitary District
- 1034. Midway Heights County Water District
- 1035. Millview County Water District
- 1036. Minter Field Airport District
- 1037. Mission Springs Water District
- 1038. Mojave Air and Space Port
- 1039. Mojave Water Agency
- 1040. Mokelumne Rural Fire District
- 1041. Monte Vista County Water District
- 1042. Montecito Fire Protection District
- 1043. Montecito Sanitary District of Santa Barbara County
- 1044. Montecito Water District
- 1045. Monterey Bay Unified Air Pollution Control District
- 1046. Monterey County Regional Fire Protection District
- 1047. Monterey County Water Resources Agency
- 1048. Monterey One Water
- 1049. Monterey Peninsula Airport District
- 1050. Monterey Peninsula Regional Park District
- 1051. Monterey Peninsula Water Management District
- 1052. Monterey Regional Waste Management District
- 1053. Monterey-Salinas Transit District
- 1054. Montezuma Fire Protection District
- 1055. Morongo Basin Transit Authority
- 1056. Mother Lode Job Training Agency
- 1057. Moulton-Niguel Water District
- 1058. Mountains Recreation and Conservation Authority
- 1059. Mountain-Valley Library System
- 1060. Mt. San Antonio College Auxiliary Services
- 1061. MT. View Sanitary District of Contra Costa County
- 1062. Municipal Pooling Authority
- 1063. Municipal Water District of Orange County
- 1064. Murphys Sanitary District
- 1065. Murrieta Fire Protection District
- 1066. Murrieta Valley Cemetery District
- 1067. Napa County Mosquito Abatement District
- 1068. Napa County Resource Conservation District
- 1069. Napa Sanitation District
- 1070. Napa Valley Transportation Authority
- 1071. National Orange Show
- 1072. Natomas Fire Protection District

Exhibit C

Page 26

- 1073. Nevada Cemetery District
- 1074. Nevada County Consolidated Fire District
- 1075. Nevada County Local Agency Formation Commission
- 1076. Nevada County Resource Conservation District
- 1077. Nevada Irrigation District
- 1078. Newcastle, Rocklin, Gold Hill Cemetery District
- 1079. Nipomo Community Services District
- 1080. North Bay Cooperative Library System
- 1081. North Bay Regional Center
- 1082. North Bay Schools Insurance Authority
- 1083. North Central Counties Consortium
- 1084. North Coast County Water District
- 1085. North Coast Railroad Authority
- 1086. North Coast Unified Air Quality Management District
- 1087. North County Dispatch Joint Powers Authority
- 1088. North County Fire Protection District of Monterey County
- 1089. North County Fire Protection District of San Diego County
- 1090. North County Transit District
- 1091. North Delta Water Agency
- 1092. North Kern Cemetery District
- 1093. North Kern Water Storage District
- 1094. North Kern-South Tulare Hospital District
- 1095. North Los Angeles County Regional Center, Inc.
- 1096. North Marin Water District
- 1097. North of the River Municipal Water District
- 1098. North of the River Recreation and Park District
- 1099. North State Cooperative Library System
- 1100. North Tahoe Fire Protection District
- 1101. North Tahoe Public Utility District
- 1102. Northern California Power Agency
- 1103. Northern California Special Districts Insurance Authority
- 1104. Northern Salinas Valley Mosquito Abatement District
- 1105. Northern Sierra Air Quality Management District
- 1106. Northshore Fire Protection District
- 1107. Northstar Community Services District
- 1108. Northwest Mosquito and Vector Control District
- 1109. Novato Sanitary District
- 1110. Oakdale Irrigation District
- 1111. Oakdale Rural Fire Protection District
- 1112. Oakland City Housing Authority
- 1113. Oceano Community Services District
- 1114. Ojai Valley Sanitary District
- 1115. Olcese Water District

Exhibit C

Page 27

- 1116. Olivenhain Municipal Water District
- 1117. Olympic Valley Public Service District
- 1118. Omnitrans
- 1119. Ophir Hill Fire Protection District
- 1120. Orange County Health Authority
- 1121. Orange County Transportation Authority
- 1122. Orange County Vector Control District
- 1123. Orchard Dale Water District
- 1124. Orland Cemetery District
- 1125. Oro Loma Sanitary District
- 1126. Orosi Public Utility District
- 1127. Oroville Cemetery District
- 1128. Otay Water District
- 1129. Oxnard Harbor District
- 1130. Pacific Fire Protection District
- 1131. Padre Dam Municipal Water District
- 1132. Pajaro Valley Fire Protection Agency
- 1133. Pajaro Valley Public Cemetery District
- 1134. Pajaro Valley Water Management Agency
- 1135. Palm Ranch Irrigation District
- 1136. Palmdale Water District
- 1137. Palo Verde Valley District Library
- 1138. Palos Verdes Library District
- 1139. Paradise Recreation and Park District
- 1140. Pasadena City College Bookstore
- 1141. Paso Robles City Housing Authority
- 1142. Patterson Irrigation District
- 1143. Pauma Valley Community Services District
- 1144. Peardale Chicago Park Fire Protection District
- 1145. Pebble Beach Community Services District
- 1146. Peninsula Fire Protection District
- 1147. Peninsula Health Care District
- 1148. Peninsula Traffic Congestion Relief Alliance
- 1149. Penn Valley Fire Protection District
- 1150. Personal Assistance Services Council
- 1151. Phelan Pinon Hills Community Services District
- 1152. Pico Water District
- 1153. Pine Cove Water District
- 1154. Pine Grove Mosquito Abatement District
- 1155. Pinedale County Water District
- 1156. Pioneer Cemetery District
- 1157. Pixley Irrigation District
- 1158. Placer County Cemetery District No. 1

Exhibit C

Page 28

- 1159. Placer County Resource Conservation District
- 1160. Placer County Transportation Planning Agency
- 1161. Placer County Water Agency
- 1162. Placer Hills Fire Protection District
- 1163. Placer Mosquito and Vector Control District
- 1164. Planning and Service Area II Area Agency on Aging
- 1165. Pleasant Hill Recreation and Park District
- 1166. Pleasant Valley County Water District
- 1167. Pleasant Valley Recreation and Park District
- 1168. Plumas Eureka Community Services District
- 1169. Plumas Local Agency Formation Commission
- 1170. Pomerado Cemetery District
- 1171. Pomona Valley Transportation Authority
- 1172. Pomona, Calif State Polytechnic University, Associated Students, Inc.
- 1173. Port San Luis Harbor District
- 1174. Porter Vista Public Utility District
- 1175. Porterville Irrigation District
- 1176. Porterville Public Cemetery District
- 1177. Public Cemetery District No. 1 of Kern County
- 1178. Public Entity Risk Management Authority
- 1179. Public Risk Innovation, Solutions and Management
- 1180. Public Transportation Services Corporation
- 1181. Pupil Transportation Cooperative
- 1182. Purissima Hills Water District
- 1183. Quartz Hill Water District
- 1184. Quincy Community Services District
- 1185. Rainbow Municipal Water District
- 1186. Ramona Municipal Water District
- 1187. Rancho Adobe Fire Protection District
- 1188. Rancho California Water District
- 1189. Rancho Cucamonga Fire Protection District
- 1190. Rancho Murieta Community Services District
- 1191. Rancho Santa Fe Fire Protection District
- 1192. Rancho Santiago Community College Associated Students
- 1193. Rancho Simi Recreation & Park District
- 1194. Reclamation District No. 1000
- 1195. Reclamation District No. 1001
- 1196. Reclamation District No. 1660
- 1197. Reclamation District No. 3
- 1198. Reclamation District No. 833
- 1199. Reclamation District No. 999
- 1200. Red Bluff Cemetery District
- 1201. Redwood Coast Regional Center

Exhibit C
Page 29

- 1202. Redwood Empire Municipal Insurance Fund
- 1203. Redwood Empire School Insurance Group
- 1204. Reedley Cemetery District
- 1205. Regional Center of Orange County
- 1206. Regional Center of the East Bay
- 1207. Regional Housing Authority
- 1208. Regional Water Authority
- 1209. Rescue Fire Protection District
- 1210. Resort Improvement District No. 1
- 1211. Resource Conservation District of the Santa Monica Mountains
- 1212. Richardson Bay Sanitary District
- 1213. Rincon Del Diablo Municipal Water District
- 1214. Rio Alto Water District
- 1215. Rio Linda Elverta Community Water District
- 1216. Rio Vista-Montezuma Cemetery District
- 1217. Riverbank City Housing Authority
- 1218. Riverside County Air Pollution Control District
- 1219. Riverside County Department of Waste Resources
- 1220. Riverside County Flood Control and Water Conservation District
- 1221. Riverside County Law Library
- 1222. Riverside County Regional Park and Open Space District
- 1223. Riverside County Transportation Commission
- 1224. Riverside Transit Agency
- 1225. Rosamond Community Services District
- 1226. Rose Bowl Operating Company
- 1227. Rosedale-Rio Bravo Water Storage District
- 1228. Roseville Public Cemetery District
- 1229. Ross Valley Fire Department
- 1230. Ross Valley Sanitary District
- 1231. Rowland Water District
- 1232. Rubidoux Community Services District
- 1233. Running Springs Water District
- 1234. Rural County Representatives of California
- 1235. Sacramento Area Council of Governments
- 1236. Sacramento Area Flood Control Agency
- 1237. Sacramento City Housing Authority
- 1238. Sacramento County Public Law Library
- 1239. Sacramento Groundwater Authority
- 1240. Sacramento Metropolitan Air Quality Management District
- 1241. Sacramento Metropolitan Cable Television Commission
- 1242. Sacramento Metropolitan Fire District
- 1243. Sacramento Municipal Utility District
- 1244. Sacramento Public Library Authority

Exhibit C
Page 30

- 1245. Sacramento Regional Fire/EMS Communications Center
- 1246. Sacramento Suburban Water District
- 1247. Sacramento Transportation Authority
- 1248. Sacramento-Yolo Mosquito and Vector Control District
- 1249. Salida Fire Protection District
- 1250. Salinas Valley Solid Waste Authority
- 1251. Salton Community Services District
- 1252. Samoa Peninsula Fire Protection District
- 1253. San Andreas Regional Center, Inc.
- 1254. San Andreas Sanitary District
- 1255. San Benito County Water District
- 1256. San Bernardino City Unified School District
- 1257. San Bernardino County Housing Authority
- 1258. San Bernardino County Transportation Authority
- 1259. San Bernardino Valley Municipal Water District
- 1260. San Bernardino Valley Water Conservation District
- 1261. San Diego Association of Governments
- 1262. San Diego Community College District
- 1263. San Diego County Law Library
- 1264. San Diego County Water Authority
- 1265. San Diego Metropolitan Transit System
- 1266. San Diego State University Associated Students
- 1267. San Diego Trolley, Inc.
- 1268. San Diego Unified School District
- 1269. San Dieguito Water District
- 1270. San Elijo Joint Powers Authority
- 1271. San Francisco Bay Area Rapid Transit District
- 1272. San Francisco Bay Area Water Emergency Transportation Authority
- 1273. San Francisco City and County Housing Authority
- 1274. San Francisco Community College District Bookstore Auxiliary
- 1275. San Francisco County Transportation Authority
- 1276. San Francisco Health Authority
- 1277. San Francisco Law Library
- 1278. San Francisquito Creek Joint Powers Authority
- 1279. San Gabriel County Water District
- 1280. San Gabriel Valley Council of Governments
- 1281. San Gabriel Valley Mosquito and Vector Control District
- 1282. San Gabriel Valley Municipal Water District
- 1283. San Geronimo Pass Water Agency
- 1284. San Jacinto Valley Cemetery District
- 1285. San Joaquin County Housing Authority
- 1286. San Joaquin County IHSS Public Authority
- 1287. San Joaquin Delta Community College District

Exhibit C
Page 31

- 1288. San Juan Water District
- 1289. San Lorenzo Valley Water District
- 1290. San Luis Obispo Cal Poly Associated Students, Inc.
- 1291. San Luis Obispo Council of Governments
- 1292. San Luis Water District
- 1293. San Mateo Consolidated Fire Department
- 1294. San Mateo County Harbor District
- 1295. San Mateo County In-Home Supportive Services Public Authority
- 1296. San Mateo County Law Library
- 1297. San Mateo County Schools Insurance Group
- 1298. San Mateo County Transit District
- 1299. San Miguel Community Services District
- 1300. San Miguel Consolidated Fire Protection District
- 1301. San Simeon Community Services District
- 1302. Sanger Cemetery District
- 1303. Sanitary District No. 5 of Marin County
- 1304. Santa Ana River Flood Protection Agency
- 1305. Santa Ana Unified School District
- 1306. Santa Ana Watershed Project Authority
- 1307. Santa Barbara County Law Library
- 1308. Santa Barbara County Special Education Local Plan Area
- 1309. Santa Barbara Regional Health Authority
- 1310. Santa Clara County Central Fire Protection District
- 1311. Santa Clara County Health Authority
- 1312. Santa Clara County Housing Authority
- 1313. Santa Clara County Law Library
- 1314. Santa Clara County Schools Insurance Group
- 1315. Santa Clara Valley Open Space Authority
- 1316. Santa Clara Valley Transportation Authority
- 1317. Santa Clara Valley Water District
- 1318. Santa Clarita Valley School Food Services Agency
- 1319. Santa Clarita Valley Water Agency
- 1320. Santa Cruz County Law Library
- 1321. Santa Cruz County Regional Transportation Commission
- 1322. Santa Cruz Local Agency Formation Commission
- 1323. Santa Cruz Metropolitan Transit District
- 1324. Santa Cruz Port District
- 1325. Santa Cruz Regional 9-1-1
- 1326. Santa Fe Irrigation District
- 1327. Santa Margarita Water District
- 1328. Santa Maria Public Airport District
- 1329. Santa Monica Community College District
- 1330. Santa Nella County Water District

Exhibit C
Page 32

1331. Santa Paula City Housing Authority
1332. Santa Ynez River Water Conservation District, Improvement District No. 1
1333. Santos Manuel Student Union of California State University, San Bernardino
1334. Sausalito-Marin City Sanitary District
1335. Schell Vista Fire Protection District
1336. School Risk And Insurance Management Group
1337. Schools Excess Liability Fund
1338. Schools Insurance Authority
1339. Scotts Valley Fire Protection District
1340. Scotts Valley Water District
1341. Selma Cemetery District
1342. Selma-Kingsburg-Fowler County Sanitation District
1343. Serrano Water District
1344. Sewer Authority Mid-Coastside
1345. Sewerage Commission-Oroville Region
1346. Shafter Wasco Irrigation District
1347. Shasta Area Safety Communications Agency
1348. Shasta Community Services District
1349. Shasta Lake Fire Protection District
1350. Shasta Mosquito and Vector Control District
1351. Shasta Regional Transportation Agency
1352. Shasta Valley Cemetery District
1353. Shiloh Public Cemetery District
1354. Sierra Lakes County Water District
1355. Sierra-Sacramento Valley Emergency Medical Services Agency
1356. Silicon Valley Animal Control Authority
1357. Silicon Valley Clean Water
1358. Silveyville Cemetery District
1359. Solano Cemetery District
1360. Solano County Mosquito Abatement District
1361. Solano County Water Agency
1362. Solano Irrigation District
1363. Solano Transportation Authority
1364. Sonoma County Fire District
1365. Sonoma County Junior College District
1366. Sonoma County Library
1367. Sonoma Marin Area Rail Transit District
1368. Sonoma State Enterprises, Inc.
1369. Sonoma Student Union Corporation
1370. Soquel Creek Water District
1371. South Bay Regional Public Communications Authority
1372. South Central Los Angeles Regional Center for Developmentally Disabled Persons

- 1373. South Coast Water District
- 1374. South County Support Services Agency
- 1375. South Feather Water and Power Agency
- 1376. South Kern Cemetery District
- 1377. South Orange County Wastewater Authority
- 1378. South Placer Fire District
- 1379. South Placer Municipal Utility District
- 1380. South San Joaquin Irrigation District
- 1381. South San Luis Obispo County Sanitation District
- 1382. South Tahoe Public Utility District
- 1383. Southeast Area Social Services Funding Authority
- 1384. Southern California Association of Governments
- 1385. Southern California Library Cooperative
- 1386. Southern California Public Power Authority
- 1387. Southern California Regional Rail Authority
- 1388. Southern San Joaquin Municipal Utility District
- 1389. Southern Sonoma County Resource Conservation District
- 1390. Southwest Transportation Agency
- 1391. Special District Risk Management Authority
- 1392. Stallion Springs Community Services District
- 1393. Stanislaus Consolidated Fire Protection District
- 1394. Stanislaus Regional Housing Authority
- 1395. State Bar of California
- 1396. State Center Community College District
- 1397. State Water Contractors
- 1398. Stege Sanitary District
- 1399. Stinson Beach County Water District
- 1400. Stockton East Water District
- 1401. Stockton Unified School District
- 1402. Strawberry Recreation District
- 1403. Successor Agency to the Redevelopment Agency of the City of Fresno
- 1404. Successor Agency to the Redevelopment Agy of the City & County of San Francisco
- 1405. Suisun Fire Protection District
- 1406. Suisun Resource Conservation District
- 1407. Summit Cemetery District
- 1408. Sunnyslope County Water District
- 1409. Susanville Sanitary District
- 1410. Sutter Cemetery District
- 1411. Sweetwater Authority
- 1412. Sweetwater Springs Water District
- 1413. Sylvan Cemetery District
- 1414. Tahoe City Public Utility District

Exhibit C

Page 34

1415. Tahoe Resource Conservation District
1416. Tahoe-Truckee Sanitation Agency
1417. Tehachapi Valley Recreation and Park District
1418. Tehachapi-Cummings County Water District
1419. Tehama County Mosquito Abatement District
1420. Temescal Valley Water District
1421. Templeton Community Services District
1422. Thermalito Water and Sewer District
1423. Three Rivers Community Services District
1424. Three Valleys Municipal Water District
1425. Tiburon Fire Protection District
1426. Trabuco Canyon Water District
1427. Tracy Rural County Fire Protection District
1428. Transbay Joint Powers Authority
1429. Transportation Agency for Monterey County
1430. Transportation Authority of Marin
1431. Treasure Island Development Authority
1432. Tri-City Mental Health Center
1433. Tri-Counties Association for the Developmentally Disabled
1434. Tri-County Schools Insurance Group
1435. Tri-Dam Project
1436. Trindel Insurance Fund
1437. Trinity Public Utilities District
1438. Truckee Donner Public Utility District
1439. Truckee Fire Protection District
1440. Truckee Sanitary District
1441. Truckee Tahoe Airport District
1442. Tulare Mosquito Abatement District
1443. Tulare Public Cemetery District
1444. Tuolumne City Sanitary District
1445. Tuolumne Fire District
1446. Tuolumne Utilities District
1447. Turlock Mosquito Abatement District
1448. Twain Harte Community Services District
1449. Twentynine Palms Water District
1450. Twin Rivers Unified School District
1451. Ukiah Valley Fire District
1452. Union Public Utility District
1453. Union Sanitary District
1454. United Water Conservation District
1455. University Enterprises Corporation at CSUSB
1456. University Enterprises, Inc.
1457. University Student Center of California State University Stanislaus

Exhibit C

Page 35

- 1458. Upland City Housing Authority
- 1459. Upper San Gabriel Valley Municipal Water District
- 1460. Utica Water and Power Authority
- 1461. Vacaville Fire Protection District
- 1462. Vacaville-Elmira Cemetery District
- 1463. Val Verde Unified School District
- 1464. Vallecitos Water District
- 1465. Vallejo Flood and Wastewater District
- 1466. Valley Center Municipal Water District
- 1467. Valley County Water District
- 1468. Valley Mountain Regional Center, Inc.
- 1469. Valley of the Moon Water District
- 1470. Valley Sanitary District
- 1471. Valley Springs Public Utility District
- 1472. Valley-Wide Recreation and Park District
- 1473. Vandenberg Village Community Services District
- 1474. Ventura College Foundation
- 1475. Ventura County Law Library
- 1476. Ventura County Schools Business Services Authority
- 1477. Ventura County Schools Self-Funding Authority
- 1478. Ventura County Transportation Commission
- 1479. Ventura Port District
- 1480. Ventura River Water District
- 1481. Victor Valley Transit Authority
- 1482. Victor Valley Wastewater Reclamation Authority
- 1483. Visalia Public Cemetery District
- 1484. Vista Irrigation District
- 1485. Walnut Valley Water District
- 1486. Wasco Recreation and Park District
- 1487. Washington Colony Cemetery District
- 1488. Water Employee Services Authority
- 1489. Water Facilities Authority
- 1490. Water Replenishment District of Southern California
- 1491. Weaverville Community Services District
- 1492. Weaverville Sanitary District
- 1493. West Almanor Community Services District
- 1494. West Basin Municipal Water District
- 1495. West Bay Sanitary District
- 1496. West Cities Communication Center
- 1497. West Contra Costa Integrated Waste Management Authority
- 1498. West Contra Costa Transportation Advisory Committee
- 1499. West County Transportation Agency
- 1500. West County Wastewater District

Exhibit C
Page 36

1501. West End Communications Authority
1502. West Kern Water District
1503. West Stanislaus Irrigation District
1504. West Valley Mosquito and Vector Control District
1505. West Valley Sanitation District of Santa Clara County
1506. West Valley Water District
1507. West Valley-Mission Community College District
1508. Westborough Water District
1509. Western Contra Costa Transit Authority
1510. Western Municipal Water District
1511. Western Riverside Council of Governments
1512. Westlands Water District
1513. Westwood Community Services District
1514. Wheeler Ridge-Maricopa Water Storage District
1515. Wildomar Cemetery District
1516. Williams Fire Protection Authority
1517. Willow County Water District
1518. Willow Creek Community Services District
1519. Willows Cemetery District
1520. Wilton Fire Protection District
1521. Winterhaven Water District
1522. Winters Cemetery District
1523. Winters Fire Protection District
1524. Winton Water and Sanitary District
1525. Woodbridge Rural County Fire Protection District
1526. Woodlake Fire District
1527. Woodside Fire Protection District
1528. Yolo County Federal Credit Union
1529. Yolo County Housing Authority
1530. Yolo County In-Home Supportive Services Public Authority
1531. Yolo County Public Agency Risk Management Insurance Authority
1532. Yolo County Transportation District
1533. Yolo Emergency Communications Agency
1534. Yolo-Solano Air Quality Management District
1535. Yorba Linda Water District
1536. Yuba Community College District
1537. Yuba County Water Agency
1538. Yuba Sutter Transit Authority
1539. Yucaipa Valley Water District
1540. Yuima Municipal Water District



**Item 8
Operations &
Maintenance Report**

Memo




Date: September 11, 2023
To: Honorable Board of Directors
From: Paul Zampiello, Operations & Maintenance Superintendent
Subject: Monthly Operations & Maintenance Superintendent's Report

The following report summarizes LPVCWD, IPU Waterworks, BPOU, and PVOU operational and compliance activities of August and since the last report to the Board. The report also includes the status of various projects for each system.

DISTRIBUTION, SUPPLY AND PRODUCTION

- Monthly Water Production Summary – Total production from the LPVCWD Wellfield for the month of August was 327.59 AF, of which 184.57 AF was delivered to Suburban Water Systems. IPU Waterworks Well No. 5 produced a total of 176.21 AF in the month of August. The August Monthly Production Report is provided as **Attachment 1**.
- Well Water Levels and Pumping Rates – The latest static water level, pumping water level, and pumping rate for LPVCWD and CIWS are as shown in the table below.

Well	Static Water Level (Ft)			Pumping Water Level (Ft)			Drawdown (Ft)	Current GPM Pumping Rate	Specific Capacity (GPM/Ft)
	2022	2023	Difference Current - 2022 (%)	2022	2023	Difference Current - 2022 (%)			
LPVCWD 2	160	130	18.8%	192	150	21.9%	20	1,009	50.5
LPVCWD 3	164	123	25.0%	173	133	23.1%	10	992	99.2
LPVCWD 5	152	104	31.6%	174	125	28.2%	21	1,389	66.1
COI 5	114	84	26.3%	161	147	8.7%	63	1,389	22.0




- Monthly Water Conservation – A summary of LPVCWD and IPU Waterworks usage for the past 6 months as compared to the previous Year is shown below.

LPVCWD Monthly Water Consumption

Month	2022	2023	Difference Current-Previous Year (%)	Accumulative Difference (%)
March	129.15	93.31	-9.5%	-9.5%
April	121.02	105.03	-16.1%	-12.8%
May	140.36	117.13	-27.8%	-17.8%
June	143.96	123.84	-13.2%	-16.6%
July	154.20	157.80	-16.6%	-16.6%
August	161.76	142.58	-11.9%	-15.8%

IPU Waterworks Monthly Water Consumption

Month	2022	2023	Difference Current-Previous Year (%)	Accumulative Difference (%)
March	99.98	77.16	-22.8%	-22.8%
April	99.61	87.51	-12.1%	-15.6%
May	110.56	95.04	-14.0%	-16.3%
June	107.76	102.54	-4.8%	-13.5%
July	123.21	151.93	23.3%	-6.1%
August	124.26	116.41	-6.3%	-6.1%



CAPITAL / OTHER PROJECTS

1. LPVCWD Recycled Water Project

Staff have finalized the LACSD site use permit. Field Staff has received the necessary parts, and crews are scheduled next week to perform the required work to complete the retrofit process for the recycled water meter serving the Homestead Museum. Once this work has been completed, the recycled water pump station and pipeline will be fully activated, serving customers with reclaimed water. Staff is also working with the remaining customers to prepare permit applications and individual designs for retrofitting all water meters.

2. LPVCWD PVOU IZ Project and SZ-South Project.


Staff continue to conduct bi-weekly project meetings with RC Foster to discuss the plant startup. Also, the District's operators are running the IZ treatment plant, with discharge to the storm drain, now that the NPDES permit requirements have been met. RC Foster crews were working on the maintenance of the CIP piping, and LPVCWD Staff performed the flowmeter calibration for the LACSD permit.

RC Foster has continued onsite construction for the new PVOU-SZ Treatment Plant. Recent construction activities include RC Foster crews running EW-C and EW-N Extraction Wells per required routine flushing and Wigen tech working on setting up the SCADA system/program, logic, and testing plant operations.

3. Distribution Leak Repairs & Maintenance – Field staff performed various replacements and leak repairs to the water distribution systems in August. They have repaired and replaced: 3 water service lines, 5 curb stop replacements, 24 meter replacements, and 16 meter box replacements.
4. LPVCWD Nitrate Treatment System – Staff is currently working with the contractor to complete the necessary construction work, including the installation of a flushing line for the brine pump system and the installation of pneumatic air lines for the new valves to complete the Nitrate system, making it fully operational. Once all work has been completed, the project team will resume testing in preparation for the loading of resin and DDW compliance testing.

DEVELOPMENT PROJECTS

1. LPVCWD New 34-Unit Mix-Used Apartment Building at 15861 Main Street – Staff was recently contacted by a new developer that the project will be moving forward, and the developer requested to begin the first phases of the District's new development process. Staff is currently working with the District's Engineer in performing the water system demand analysis. Once the analysis is complete, the developer will receive the "will-serve" letter outlining the report's findings and a water capacity analysis for the project.
2. LPVCWD New ADU Project at 16149 Abbey Street - Staff recently received a request from the property owner at 16149 Abbey St. to install a new 1-inch water service and meter to provide service to a new ADU project. Staff is reviewing the submittal and preparing to provide the property owner with a cost estimate letter for the construction and water capacity fees related to the project.



La Puente Valley County Water District

PRODUCTION REPORT - AUGUST 2023

LPVCWD PRODUCTION	Jan	Feb	Mar	Apr	May	Jun	Jul	Aug	Sep	Oct	Nov	Dec	2023 YTD	2022
Well No. 2	134.04	121.44	141.96	123.68	130.85	112.51	121.95	141.15					1027.59	1411.60
Well No. 3	8.51	4.85	5.27	3.24	8.03	8.23	4.36	4.14					46.63	29.36
Well No. 5	155.66	157.36	169.65	160.99	170.50	191.99	186.19	182.30					1374.65	2304.99
Interconnections to LPVCWD	2.13	0.49	2.13	6.04	2.61	1.07	2.33	1.26					18.06	24.06
Subtotal	300.35	284.13	319.02	293.95	312.00	313.80	314.83	328.86	0.00	0.00	0.00	0.00	2466.94	3770.01
Interconnections to SWS	196.42	190.17	222.24	185.93	194.85	189.96	157.01	184.57					1521.14	2168.86
Interconnections to COI	6.22	0.02	3.47	2.99	0.02	0.01	0.02	1.71					14.46	30.90
Interconnections to Others	0.00	0.00	0.00	0.00	0.00	0.00	0.00	0.00					0.00	0.00
Subtotal	202.64	190.19	225.71	188.92	194.87	189.97	157.03	186.28	0.00	0.00	0.00	0.00	1535.60	2199.76
Total Production for LPVCWD	97.71	93.94	93.31	105.03	117.13	123.84	157.80	142.58	0.00	0.00	0.00	0.00	931.33	1570.25
CIWS PRODUCTION														0.00
COI Well No. 5 To SGVWC B5	163.02	156.23	160.18	159.68	159.77	163.39	180.09	176.21					1318.57	1957.32
Interconnections to CIWS														
SGVWC Salt Lake Ave	0.43	0.41	0.47	0.48	0.57	0.57	0.48	0.58					3.99	6.33
SGVWC Lomitas Ave	69.77	71.68	75.35	90.08	97.06	73.51	153.76	115.37					746.58	1209.58
SGVWC Workman Mill Rd	0.00	0.00	0.00	0.00	0.00	0.00	0.00	0.01					0.01	0.06
Interconnections from LPVCWD	6.22	0.02	3.47	2.99	0.02	0.01	0.02	1.71					14.46	30.90
Subtotal	76.42	72.11	79.29	93.55	97.65	74.09	154.26	117.67	0.00	0.00	0.00	0.00	765.04	1246.87
Interconnections to LPVCWD	2.13	0.49	2.13	6.04	2.61	1.07	2.33	1.26					18.06	24.06
Total Production for CIWS	74.29	71.62	77.16	87.51	95.04	73.02	151.93	116.41	0.00	0.00	0.00	0.00	746.98	1222.81



**Item 9
Treatment & Supply
Report**

Memo



To: Honorable Board of Directors
 From: Cesar A. Ortiz, Water Treatment & Supply Superintendent
 Date: September 11, 2023
 Re: Monthly Water Treatment & Supply Superintendent Report

The following report summarizes LPVCWD, IPU Waterworks System, BPOU and PVOU-IZ & SZ operations, which includes the status of various projects for each system.


WATER QUALITY / COMPLIANCE

- **Distribution System Monitoring** – District Staff collected all required water quality samples from both LPVCWD & IPUWS distribution systems for the month; approximately 65 samples were collected. All results met State and Federal drinking water quality regulations.
- **Treatment Monitoring & Compliance** – All water quality compliance samples were collected from all the treatment processes and plant effluent, as required. Approximately **163** samples were collected.
- **Source Monitoring** – All water quality samples were collected from all the Wells, as required. Approximately **24** samples were collected. The table below summarizes LPVCWD Wells’ current water quality for constituents of concern.

Well Sampled	CTC	TCE	PCE	Perchlorate	1,4-Dioxane	NDMA	Nitrate
	MCL= 6 ppb	MCL= 5 ppb	MCL= 5 ppb	MCL=6 ppb	NL= 1 ppb	NL= 10 ppt	MCL=10 ppm
LPVCWD 2	1.4	25	1.5	18	0.71	24	6.6
LPVCWD 3	NS	NS	NS	NS	NS	NS	0.0
LPVCWD 5	ND	4.0	.53	11	0.16	4.2	8.6


ND – None Detected
 NS – Not Sampled

- The Bi-monthly Nitrate Concentrations for SP-6 and SP-10 are provided as **Attachment 1**.



OPERATIONAL UPDATES & PROJECTS

- 1) **BPOU Treatment Plant** – Nitrate Project is still under construction, going through some final checks and some programming updates. The treatment plant is normal operation flowing through the bypass. **Repairs & Maintenance** – Staff have performed various weekly chemical calibrations, monthly analyzer cleanings and calibrations, SPIX pre-filter change-outs, daily treatment plant rounds and monthly reporting.
- 2) **PVOU-IZ Treatment Plant** – Staff continue to run the plant daily and complete daily rounds and maintenance. Programming issues are still being worked out by the group, consisting of the SCADA, Wigen-RO, SPI, Geosyntec, Stantec, Northrop Grumman and the LPVCWD teams.
- 3) **PVOU-SZ Treatment Plant** – Under Construction, most equipment has been delivered and has been installed and is in the process of being commissioned by each vendor. Electrical work is continuing by the electrical contractor – Frank’s. RO membranes have been delivered on site, along with filter media. Wigen RO staff has been onsite programming the system. Trojan UV team has been on site commission their systems. LPVCWD staff has continued O&M maintenance oversight.
- 4) **IPUWS Well No. 5** – Between Tesco and Hunter Electric - The Well is running and supplying water to SGVWC’s B-5 facility in Hand operation, at the request of SGVWC. All electrical repairs have been completed. In order to return the control of the well to Auto, control issues found in the Tesco panel need to be addressed. Currently, Tesco has completed the repairs to the PLC and Panel at their facility and is in the process of troubleshooting continuous voltage in the communications lines, along with Hunter Electric.



**SP-6 and SP-10
Nitrate Concentrations
EPA Method 353.2
MCL = 10 mg/L**

Nitrate Concentrations July - August				
Date	SP-6	SP-10	Well(s)	Comments
7/3/2023	7.9	7.9	2 & 5	Weck Lab (353.2)
7/6/2023	7.7	7.7	2 & 5	Weck Lab (353.2)
7/10/2023	7.9	7.9	2 & 5	Weck Lab (353.2)
7/17/2023	7.6	7.6	2 & 5	Weck Lab (353.2)
7/20/2023	7.5	7.5	2 & 5	Weck Lab (353.2)
7/24/2023	7.6	7.6	2 & 5	Weck Lab (353.2)
7/27/2023	7.5	7.5	2 & 5	Weck Lab (353.2)
8/1/2023	7.5	7.5	2 & 5	Weck Lab (353.2)
8/3/2023	7.5	7.6	2 & 5	Weck Lab (353.2)
8/7/2023	7.5	7.5	2 & 5	Weck Lab (353.2)
8/14/2023	7.8	7.8	2 & 5	Weck Lab (353.2)
8/17/2023	7.6	7.6	2 & 5	Weck Lab (353.2)
8/21/2023	7.7	7.7	2 & 5	Weck Lab (353.2)
8/24/2023	7.7	7.7	2 & 5	Weck Lab (353.2)

AVERAGE	7.6	7.7
MINIMUM	7.5	7.5
MAXIMUM	7.9	7.9

Notes:
 All units reported in milligrams per Liter (mg/L)
 MCL = Maximum Contaminant Level
 N/A = Not Available (Lab Results)



112 N. First St.
 La Puente, Ca 91744

Attachment 1



**Item 10
Public Outreach
Report**

Public Outreach Report

September 11, 2023



Customer Communications

Prop 218 Notice
IPU Summer Newsletter Released



District Outreach

District staff attended two (2) City of La Puente Events

- Concerts in the Park 8/30
- Concerts in the Park 9/6



Website

Continuous updates



Social Media

Topic	Comments
Number of Instagram Posts	5
Number of Instagram Stories	5
Number of Instagram Followers	273
Post Related to Main Shutdowns	0
Number of LinkedIn Posts	4
Number of LinkedIn Followers	10
CET Program	1
CET Scholarship	0





Notice of PUBLIC HEARING

Proposed Adjustments to Water Rates

Disponible En Español
Visite lapuentewater.com/rates
para obtener una copia de este
aviso en Español

Meeting Date/Time:

Monday, October 9, 2023 at 4:30p.m.

Meeting Location:

District Office
112 N 1st. Street
La Puente, California 91744

Included in this Notice:

Why have you received this notice?	pg. 2
Why are rate changes necessary?	pg. 3
What are rates used for?	pg. 5
Understanding Drought Rates	pg. 7
Proposed Water Rates	pg. 8
How can you participate?	pg. 11

Este informe contiene información muy importante sobre su agua potable. Para mas información ó traducción, favor de contactar a (626) 330-2126.



Important Information About Your Water Rates

This serves as notice that La Puente Valley County Water District's Board of Directors will conduct a public hearing to consider recommended adjustments to the District's water service rates for the next five years.

All members of the public are invited to attend a public hearing to review the proposed rate study.

October 9, 2023 at 4:30p.m.
District Office
112 N 1st. Street
La Puente, California 91744

This notice is being furnished to you by La Puente Valley County Water District (LPVCWD or District) pursuant to California Constitution Article XIID (also known as "Proposition 218"). Under the terms of Proposition 218, LPVCWD is required to notify the property owners of record of proposed changes to property-related fees, such as water service.



Why have you received this notice?

You have received this information because LPVCWD is evaluating rate adjustments that would affect your water bill. The proposed changes are based on a cost-of-service study conducted by an independent finance consultant. The research, reasoning and analysis behind the proposed adjustments are explained in this document and will be addressed at the upcoming public hearing.

If approved, the proposed rate adjustments will be implemented on:

October 15, 2023 (year one); October 15, 2024 (year two); October 15, 2025 (year three); October 15, 2026 (year four); and October 15, 2027 (year five).

Under California state law, all property owners and customers of record may submit a written protest to the proposed rate changes. Only one protest per parcel is permitted.

Please refer to the "How Can You Participate?" section on page 7 for instructions on submitting a formal written protest against the proposed action. All written protests will be verified. You may also appear at the public hearing to share any comments or concerns.

More information about the rates included in this document and how to participate is available online at: lapuentewater.com/rates

Si gustaría obtener esta información en español, por favor visite lapuentewater.com/rates o contáctenos a (626) 330-2126.

Why are rate changes necessary?

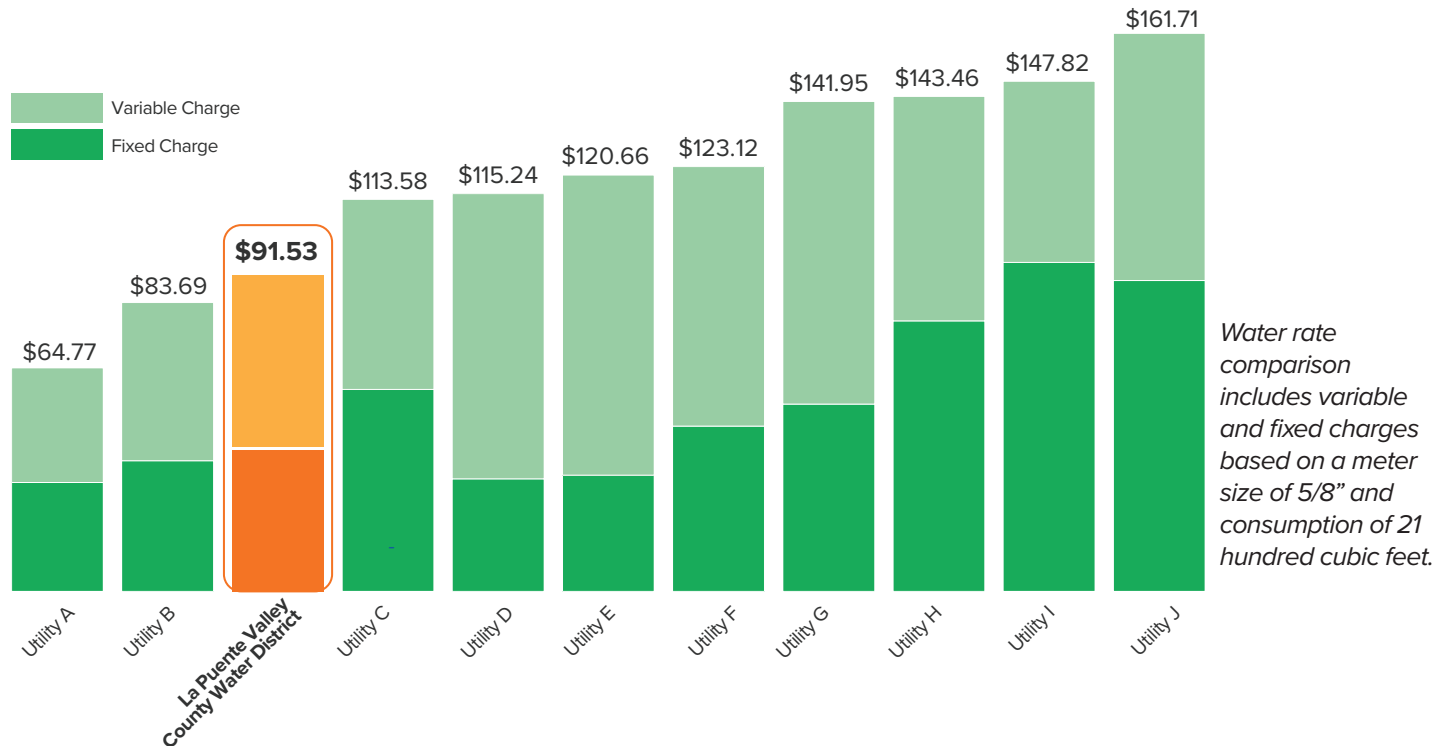
The District has considered numerous factors when reviewing a potential rate change, including the cost of operations and maintenance and securing reliable water supplies. LPVCWD hired an independent consultant to perform a cost-of-service study and determine the revenue required to maintain current service levels. The study demonstrates what it costs the District to provide water service and the appropriate rates to fairly and appropriately allocate the costs of providing water to our customers.

The proposed new rates will allow LPVCWD to address the following needs:

- *Water Supply Management*
- *System Reliability*
- *System Upgrades to Meet Demand*
- *Emergency Reserves*
- *Rising Costs for Producing Water*
- *Emergency Preparedness*

Regional Residential Bi-Monthly Water Bill Comparison

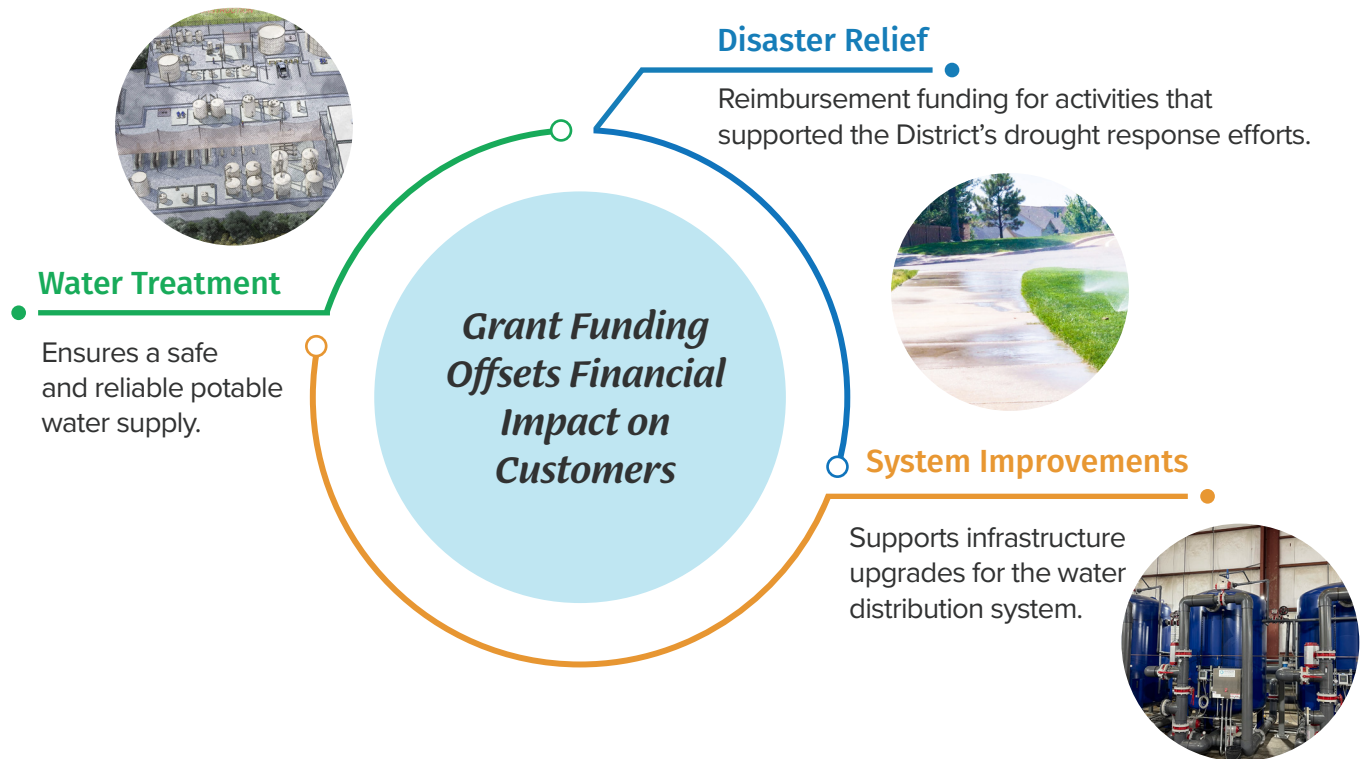
The District's current rates are well below similar water utilities in the region.



Keeping Water Affordable

The District regularly looks for opportunities to secure alternative funding sources such as grants to support its water system improvement program. These efforts enhance LPVCWD's public health and safety programs, educational projects, water awareness and conservation workshops, and community engagement.

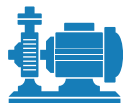
La Puente Valley County Water District has successfully secured \$1.275 million in alternate funding from federal grant sources.



Projects that will be completed in this rate cycle would include recycled water efforts, nitrate treatment system, pumping improvements, well rehabilitation, waterline replacements, vehicle repair/replacement, and equipment needs.

What are rates used for?

Maintaining pumps, pipes and equipment is an important part of ensuring that the District's customers receive high-quality water and exceptional service. In times of drought, groundwater levels have reached historic lows and require additional resources to manage water supplies. Water system operations managed by the District include:



*Pumping / Accessing
Water Supply*



*Water
Treatment*



*Water
Storage*



*Water
Delivery*



*General &
Administrative*

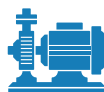
The LPVCWD manages approximately 2,500 retail metered water service connections in a 2.5 square mile service area.



*33 Miles
of Pipeline*



*4.9 Million Gallons
Reservoir Storage*



*13 Booster
Pumps*



5 Pressure Zones



3 Wells



*3.5 Million Gallon
Treatment Facility*



The District continuously invests in capital improvement projects that improve the performance of the water system or extend the life of existing facilities and equipment to avoid more expensive emergency repairs.

Understanding Your Water Rate Structure

Residential water rates are made up of two components, fixed and variable charges.

1 Fixed Charges

These charges cover the cost of maintaining the reliability of the water system, including maintenance, repair and replacement of infrastructure, water quality testing, meter reading, debt payments, and employee salaries.

2 Variable Charges

These charges are based on how much water is delivered to a home and includes the cost to produce groundwater and purchase imported water, electricity, and treatment chemicals.

The District has a five-zone, two tiered variable rate structure for the amount of water used by residential accounts, and zonal rate structure for multi-family, commercial and industrial accounts, fireline and construction services.

Included in Your Rates

The District works hard each day to provide a reliable, safe water supply while also striving to keep rates manageable. Costs to operate the water system and meet regulatory requirements are on the rise. Power, treatment chemical, insurance, wages and groundwater assessments have increased rapidly these past years. Absent rate increases, LPVCWD would experience budget shortfalls.

La Puente Valley County Water District is considering a five-year schedule of changes to water rates and charges that could affect your monthly bill. The District is proposing changes to water commodity charges, fixed service charges, and drought rates.

As a public agency, LPVCWD cannot earn a profit from the services it provides, and must charge no more than the actual costs associated with providing services to its customers.

Cost of Water

The District is fortunate to have rights to a local groundwater source in the Main San Gabriel Basin. Anything we pump over our allotment must be replaced to maintain healthy water levels in the basin – either by leasing rights or purchasing imported water. Groundwater levels have been impacted significantly by many years of drought.

Understanding Drought Rates

In times of drought, State water regulators and local water availability require LPVCWD to implement mandatory conservation measures to protect and extend the water supply. To ensure these requirements are met and continue meeting the water needs of our customers in a reliable and affordable manner, the District is proposing drought rates.

These rates may be implemented by the Board of Directors during declared drought levels, state-mandated reductions in the level of potable water usage, or other natural disasters or events that result in a water shortage and the need to require reductions in water usage.



*Ensure Compliance With All
Local and/or State Water
Conservation Mandates*



*Collect Sufficient Revenue
to Continue Providing Safe
and Reliable Water Service*



Drought rates account for various stages of water conservation to allow the District to continue meeting its financial obligations during times of significant conservation.

These drought rates were developed to align with the State Water Resources Control Board Water Shortage Contingency Plan Shortage Level, which requires the Board to act to implement the drought/conservation rates.

Managing Groundwater

Groundwater pumping assessments are imposed to secure additional water resources to maintain water levels in the Basin. Although necessary, this assessment has a large cost impact on all water providers that pump groundwater in the San Gabriel Valley.

Residential Water Rate Structure

The District incurs additional expense as water usage goes up because the District must use leased water rights to meet that increased demand. Tier 1 rates are based on the District's allocated source of water supply and Tier 2 rates are based on purchased/leased water that the District is required to purchase to meet consumption demands.

Proposed rates would take effect on October 15, 2023.

Proposed Residential Water Rate Charges (2023 – 2027)

Bi-Monthly Service Charge – Single & Multifamily Residential (Based On Meter Size)

FIXED SERVICE CHARGES	CURRENT RATE	EFFECTIVE OCT 2023	EFFECTIVE OCT 2024	EFFECTIVE OCT 2025	EFFECTIVE OCT 2026	EFFECTIVE OCT 2027
5/8 Inch	\$ 40.97	\$ 45.84	\$ 51.34	\$ 57.50	\$ 63.25	\$ 69.57
3/4 Inch	\$ 52.94	\$ 59.52	\$ 66.66	\$ 74.66	\$ 82.13	\$ 90.34
1 Inch	\$ 76.88	\$ 86.88	\$ 97.31	\$ 108.98	\$ 119.88	\$ 131.87
1.5 Inch	\$ 136.73	\$ 155.29	\$ 173.92	\$ 194.79	\$ 214.27	\$ 235.70
2 Inch	\$ 208.56	\$ 237.38	\$ 265.86	\$ 297.77	\$ 327.54	\$ 360.30
3 Inch	\$ 400.08	\$ 456.28	\$ 511.03	\$ 572.36	\$ 629.59	\$ 692.55
4 Inch	\$ 615.54	\$ 702.55	\$ 786.85	\$ 881.28	\$ 969.40	\$ 1,066.34
6 Inch	\$ 1,214.04	\$ 1,386.62	\$ 1,553.02	\$ 1,739.38	\$ 1,913.32	\$ 2,104.65
8 Inch	\$ 1,932.25	\$ 2,207.51	\$ 2,472.41	\$ 2,769.10	\$ 3,046.01	\$ 3,350.61

Variable Rate – Tier One Volumetric Charges (Residential) - 0-20 hcf

TIER ONE	CURRENT RATE	EFFECTIVE OCT 2023	EFFECTIVE OCT 2024	EFFECTIVE OCT 2025	EFFECTIVE OCT 2026	EFFECTIVE OCT 2027
Zone 1	\$ 2.33	\$ 2.73	\$ 3.06	\$ 3.42	\$ 3.77	\$ 4.14
Zone 2	\$ 2.59	\$ 2.87	\$ 3.22	\$ 3.60	\$ 3.96	\$ 4.36
Zone 3	\$ 2.85	\$ 3.27	\$ 3.66	\$ 4.10	\$ 4.51	\$ 4.96
Zone 4	\$ 2.64	\$ 2.99	\$ 3.35	\$ 3.75	\$ 4.13	\$ 4.54
Zone 5	\$ 2.84	\$ 3.03	\$ 3.39	\$ 3.80	\$ 4.18	\$ 4.60

Variable Rate – Tier Two Volumetric Charges (Residential) - 20+ hcf

TIER TWO	CURRENT RATE	EFFECTIVE OCT 2023	EFFECTIVE OCT 2024	EFFECTIVE OCT 2025	EFFECTIVE OCT 2026	EFFECTIVE OCT 2027
Zone 1	\$ 3.96	\$ 4.15	\$ 4.65	\$ 5.21	\$ 5.73	\$ 6.30
Zone 2	\$ 4.22	\$ 4.29	\$ 4.81	\$ 5.38	\$ 5.92	\$ 6.51
Zone 3	\$ 4.48	\$ 4.69	\$ 5.25	\$ 5.88	\$ 6.47	\$ 7.11
Zone 4	\$ 4.27	\$ 4.41	\$ 4.94	\$ 5.53	\$ 6.09	\$ 6.69
Zone 5	\$ 4.48	\$ 4.45	\$ 4.99	\$ 5.58	\$ 6.14	\$ 6.76

HCF = hundred cubic feet 1 HCF = 748 gallons

Commercial/Industrial/Multi-family or Public Authority/Irrigation Water Rate Structure

Non-residential customers are classified as either commercial/industrial/ multi-family or public authority/irrigation customers with a uniform rate.

Proposed rates would take effect on October 15, 2023.

Proposed Commercial, Industrial & Multi-Family Water Rate Charges (2023 – 2027)

Uniform Volumetric Charges (Commercial, Industrial & Multi-Family)

ZONE	CURRENT RATE	EFFECTIVE OCT 2023	EFFECTIVE OCT 2024	EFFECTIVE OCT 2025	EFFECTIVE OCT 2026	EFFECTIVE OCT 2027
Zone 1	\$ 2.77	\$ 3.22	\$ 3.61	\$ 4.04	\$ 4.44	\$ 4.89
Zone 2	\$ 3.03	\$ 3.36	\$ 3.77	\$ 4.22	\$ 4.64	\$ 5.10
Zone 4	\$ 3.08	N/A	N/A	N/A	N/A	N/A

Proposed Public Authority & Irrigation Customers Water Rate Charges (2023 – 2027)

Uniform Volumetric Charges (Public Authority & Irrigation Customers)

ZONE	CURRENT RATE	EFFECTIVE OCT 2023	EFFECTIVE OCT 2024	EFFECTIVE OCT 2025	EFFECTIVE OCT 2026	EFFECTIVE OCT 2027
Zone 1	\$ 3.06	\$ 3.22	\$ 3.61	\$ 4.04	\$ 4.44	\$ 4.89
Zone 2	\$ 3.32	\$ 3.36	\$ 3.77	\$ 4.22	\$ 4.64	\$ 5.10
Zone 4	\$ 3.37	\$ 3.48	\$ 3.90	\$ 4.37	\$ 4.80	\$ 5.28

Fire Protection costs are those costs associated with providing sufficient capacity in the system for fire meters and other operations and maintenance costs of providing water to properties for private fire service protection.

Proposed Private Fire Service Rate Charges (2023 – 2027)

Fire Service Charge

SIZE	CURRENT RATE	EFFECTIVE OCT 2023	EFFECTIVE OCT 2024	EFFECTIVE OCT 2025	EFFECTIVE OCT 2026	EFFECTIVE OCT 2027
4 Inch	\$ 50.91	\$ 147.63	\$ 165.35	\$ 185.19	\$ 203.71	\$ 224.08
6 Inch	\$ 131.00	\$ 313.70	\$ 351.34	\$ 393.50	\$ 432.85	\$ 476.13
8 Inch	\$ 269.15	\$ 535.11	\$ 599.33	\$ 671.24	\$ 738.37	\$ 812.21
10 Inch	\$ 348.86	\$ 830.33	\$ 929.97	\$ 1,041.57	\$ 1,145.73	\$ 1,260.30
12 Inch	\$ 558.06	\$ 1,236.26	\$ 1,384.61	\$ 1,550.77	\$ 1,705.85	\$ 1,876.43

Drought Rate Structure

The District has five levels of conservation goals based on water shortage levels. Each conservation goal will require customers to reduce their water use by the percentage at that level.

During a water shortage, the District may be required to implement drought response actions that would include possible water rate increases due to changes in costs in providing customers with water during a shortage. These proposed charges are shown in the table below.

Drought response actions may include development of drought plans, water-use efficiency programs, education programs, regional partnerships in case of emergency, and water shortage contingency plans.

Proposed Drought Charges (2023 – 2027)

Drought Response Charge (\$/ccf) Added to Existing Volumetric Rate for Each Customer Class by Conservation Goal

WATER SHORTAGE LEVEL/CONSERVATION GOAL	CURRENT RATE	DROUGHT RESPONSE CHARGE (\$/CCF)	DROUGHT RESPONSE CHARGE (\$/CCF)	DROUGHT RESPONSE CHARGE (\$/CCF)	DROUGHT RESPONSE CHARGE (\$/CCF)	DROUGHT RESPONSE CHARGE (\$/CCF)
		EFFECTIVE OCT 2023	EFFECTIVE OCT 2024	EFFECTIVE OCT 2025	EFFECTIVE OCT 2026	EFFECTIVE OCT 2027
<10%	N/A	\$ 0.00	\$ 0.00	\$ 0.00	\$ 0.00	\$ 0.00
Up to 20%	N/A	\$ 0.22	\$ 0.25	\$ 0.29	\$ 0.33	\$ 0.37
Up to 30%	N/A	\$ 0.49	\$ 0.57	\$ 0.66	\$ 0.74	\$ 0.83
Up to 40%	N/A	\$ 1.12	\$ 1.51	\$ 1.75	\$ 1.97	\$ 2.22
Up to 50%	N/A	\$ 1.73	\$ 2.27	\$ 2.63	\$ 2.96	\$ 3.33

The conservation goals listed above correlate with the stages of water supply emergencies described in the District’s Water Conservation Resolution No. 273 (available online at lapuentewater.com/water-conservation).

Since the District is currently at a Stage One Water Supply Emergency and pending approval of these rates by the Board of Directors, drought charges for the first goal level of < 10% water usage may be implemented in October.

How can you participate?

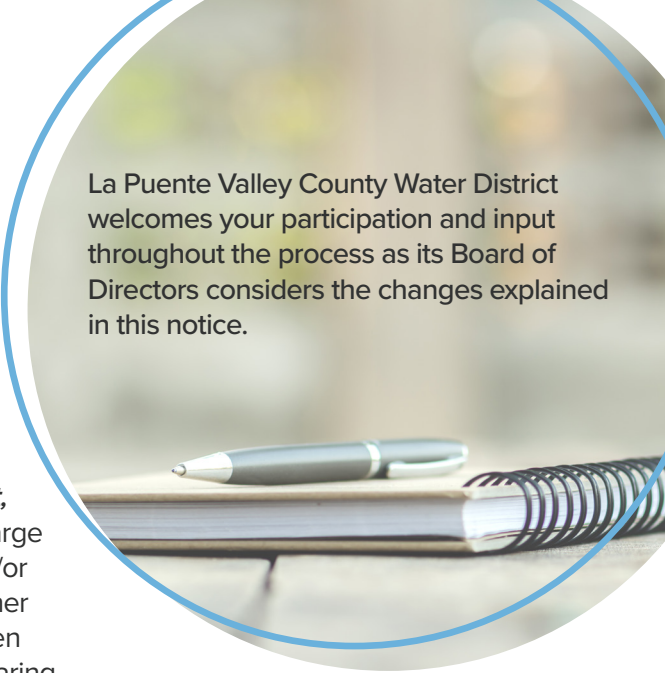
If you have questions or comments about LPVCWD's proposed rates, you can:

Call, visit or log-on. More information on the projected increases, including the rate study, is available for review at the LPVCWD office, or on our website, lapuentewater.com/rates. For more information, please call (626) 330-2126.

Write. *Property owners and/or account holders may submit written protests by mail or in person to La Puente Valley County Water District, Attention: Secretary of the Board, 112 N. 1st Street, La Puente, California 91744.* Protests must specify the rate or charge being protested and must include your name, parcel number and/or service address, and signature. Protests submitted by email or other electronic means do not count as formal written protests. All written protests must be received prior to the conclusion of the public hearing and only one written protest per parcel will be considered. There is a 120-day statute of limitations for challenging any new, increased, or extended fee or charge.

Attend the public meeting. Members of the public are welcome to attend the public hearing regarding the proposed rate changes. The hearing will take place on October 9, 2023, at 4:30 p.m. at 112 N 1st. Street, La Puente, California 91744. At the hearing, all members of the public will have an opportunity to speak, but verbal comments alone do not qualify as a formal protest.

Public Hearing Process. At the time of the public hearing, the Board of Directors will hear and consider all written protests and public comments. After the public hearing, if a majority of the property owners or customers of record of the impacted parcels submit written protests in opposition to the proposed rate adjustments, the adjustments will not be adopted. If a majority written protest is not received, LPVCWD's Board of Directors may adopt the proposed changes, though they are not obligated to. If adopted, the proposed rates will become effective October 15, 2023, and scheduled adjustments will be implemented over the next five years, as explained in this document.



La Puente Valley County Water District welcomes your participation and input throughout the process as its Board of Directors considers the changes explained in this notice.



112 N. 1st Street
La Puente, California 91744

————— *Important Information About Your Water Rates* —————

All members of the public are invited to participate in a public hearing regarding proposed changes to your water rates on October 9, 2023 at 4:30p.m. at 112 N 1st. Street, La Puente, California 91744.

Additional information is available online at lapuentewater.com/rates.

Board Meetings (Reuniones De La Junta Directiva)

2nd and 4th Monday at 4:30 p.m. (2º y 4º lunes a las 4:30 p.m.)
112 N. 1st Street, La Puente

Office Hours (Horario de Oficina)

Monday — Thursday (lunes a jueves): 7:30 a.m. to 4:00 p.m.
Friday (viernes): 7:00 a.m. to 3:30 p.m.

INDUSTRY INSIGHT

Disponible En Español Visite industrypublicutilities.com/newsletter para obtener una copia de este aviso en Español

Effective August 10, 2023

Watering Restrictions Updated

As a result of heavy storms and record snow packs, the Industry Public Utilities Commission voted to return to a **Stage 1 Water Supply Emergency**. Watering restrictions will now be as follows:

- Outdoor watering is limited to 3 days per week on Monday, Wednesday and Friday
- Repair leaks within 5 days after receiving notice from Industry Public Utilities
- No outdoor irrigation between 9a.m. and 5p.m.



For more information about drought conditions and conservation, visit industrypublicutilities.com

make it last,
INDUSTRY

Permanent Water Conservation Measures



Outdoor Watering

- No outdoor irrigation from 9 a.m. to 5 p.m.
- No irrigation runoff to sidewalks/streets or watering public street medians



Use a Broom

- Sweep sidewalks, driveways and hardscapes instead of hosing them down



Fix Leaks

- Check for leaks and repair them regularly



Outdoor Watering

- Use only recirculating water in decorative fountains
- Turn sprinklers off during rain
- No watering for 48 hours after rainfall
- Use a nozzle when washing cars



Consumer Confidence Report

Did you know a Consumer Confidence Report is an annual drinking water report delivered to our customers that provides important information about your drinking water quality?

Your drinking water is tested thousands of times per year to ensure it meets or exceeds all state and federal drinking water standards. Our water is tested by certified professionals and laboratories to ensure the highest levels of safety.

A copy of this report was mailed out on June 30, 2023.
Electronic versions are available at industrypublicutilities.com.



Investing in Infrastructure



Lomitas New Generator

The design and construction of a new generator to replace the existing generator at the Lomitas Pumping Station will provide backup power to ensure a continuous water supply during power outages or disruption.



4th. Avenue & Trailside Dr. Waterline Improvements

Construct approximately 1,950 feet of 8-inch Ductile Iron Pipe on 4th Avenue to loop distribution system to Trailside Drive and increase fire flow and reliability to the surrounding area.



Proctor Maintenance Yard

Construct a prefab modular building at the Proctor Maintenance Yard to replace the existing building.



112 N. 1st Street
La Puente, California 91744

**Updated Watering
Restrictions...**
Learn More Inside!



Item 11
General Manager
Report

General Manager Report



Date: September 11, 2023
To: Honorable Board of Directors
From: Roy Frausto, General Manager
RE: General Manager Report

GENERAL MANAGER REPORT TOPICS


- Baldwin Park Key Well Elevation – 227.4 ft as of September 1, 2023.
- Main Basin Operation Safe Yield for 2023-24 set at 150,000 AF
- 2023 Rainfall (Puddingstone Dam) – The current year rainfall as of August 31, 2023, is 2.85 inches.
- Snowpack Report – Statewide (Northern, Central & Southern Sierras)
 - 0% of normal for this date as of July 31, 2023
 - 0% of April 1 Average
- 2024 BPOU Budget – Staff met with the CR's to discuss the proposed 2024 BPOU budget. The final 2024 O&M Budget is scheduled to be adopted by September 14, 2023.
- CIWS Feasibility Study – Final treatment feasibility study has been completed by Stetson Engineers. CR's are still reviewing the document to provide comments.
- Recycled Water Project
 - Received DDW, Water Board and San District Approval
 - Staff is scheduled to tie over the first recycled water service connection to the Homestead Museum on September 14 & 15.
 - Received approval from San District to support LPVCWD's proposed Phase 2 project to use 110 AFY (0.098 MGD) of recycled water for landscape irrigation at 10 sites.

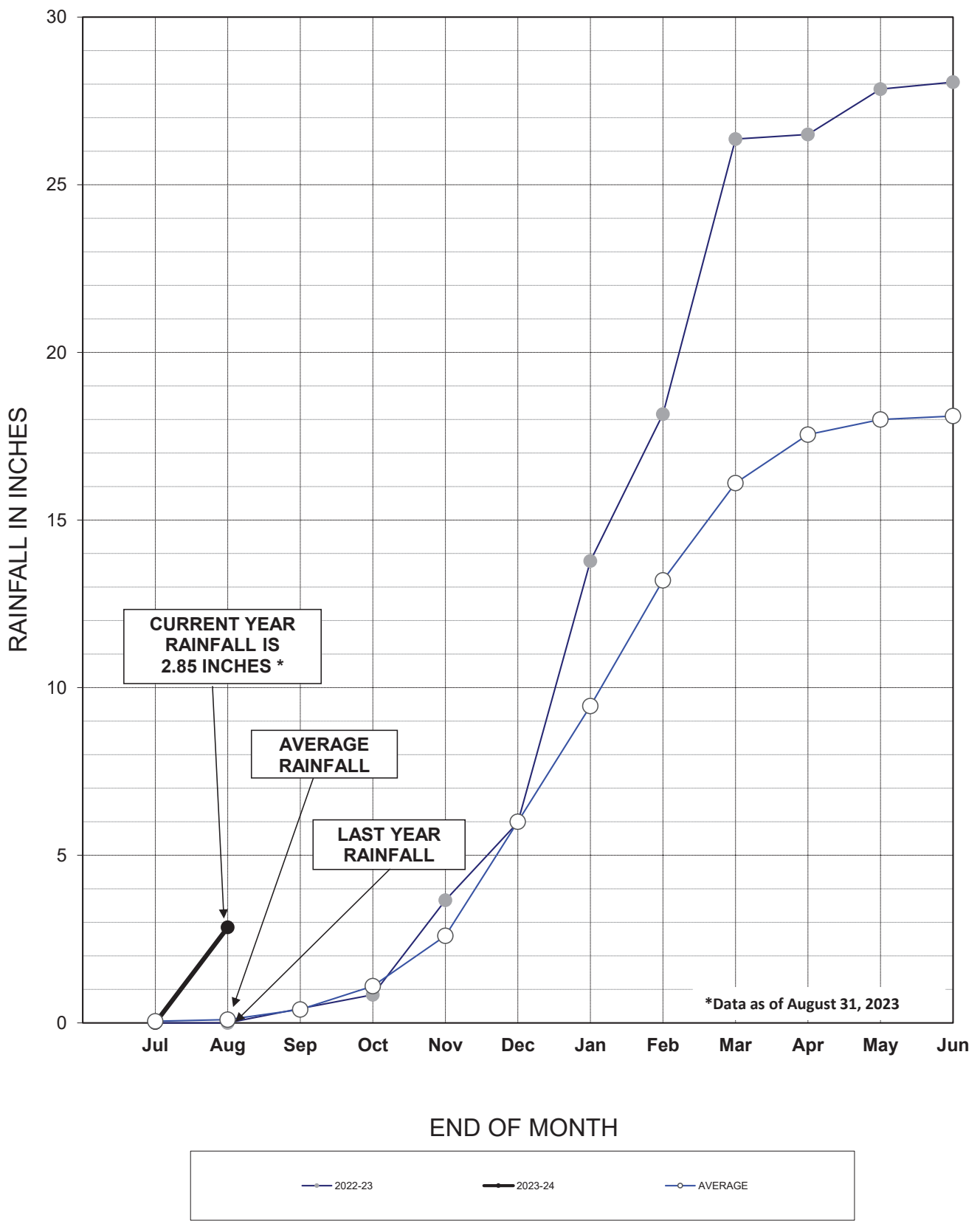
STAFFING

- Vice President Rojas – 14 years of service
- New Employees
 - Samantha Alfonso – FT Customer Service

GENERAL MANAGER ACTIVITIES

Meetings/Activity	Date
Management Weekly Meeting	August 7, 14, 21, 28
PVOU – IZIR & SZ Progress Meeting	August 2, 9, 16, 23, 30
Public Outreach Meeting	August 1, 29
PWAG Executive Committee Meeting	August 2
Watermaster Board Meeting	August 2
COI, LPVCWD, RWD, WWD	August 3
Ad Hoc Meeting	August 3
PVOU Project Update	August 3
Water Systems Projects	August 4
SCWUA Bylaws Workshop	August 7
City of Industry Civic Center Committee Meeting	August 8
PVOU IZIR & SZ-S – Start-Up Workshop	August 8
Server Project Discussion Meeting	August 9
Watermaster Basin Management	August 9
Water Rates Discussion	August 9
IPUC Meeting	August 10
PVOU	August 10
BPOU Budget Meeting	August 14
LPVCWD Financial Systems	August 15
Fiscal Audit Meeting	August 15
LPVCWD & NG Check In	August 15, 29
IPU Water Ops Meeting	August 17
RO CIP Pipe Corrosion Path Forward	August 17
Second Interviews – Cust. Support & Acct. Clerk	August 22, 23
Project Meeting	August 23
Asset Management	August 24
IZ – Chemical Pumps	August 29
Napolitano Event at Upper District	August 30
Coordination Call PVOU IZ	August 30





STETSON ENGINEERS INC.
 Covina San Rafael Mesa, Arizona
 WATER RESOURCE ENGINEERS

MAIN SAN GABRIEL BASIN WATERMASTER

**ACCUMULATED RAINFALL
 AT PUDDINGSTONE DAM (STATION NO. 96-C)**



Item 12
Other Items

Upcoming Events




Date: September 11, 2023

To: Honorable Board of Directors

RE: Upcoming Board Approved Meetings and Conferences for 2023

Day/Date	Event	<u>Argudo</u>	<u>Barajas</u>	<u>Escalera</u>	<u>Hernandez</u>	<u>Roias</u>
October 3-5, 2023	AWWA WaterSmart Innovations Conference 2023			X	X	
October 23-26, 2023	AWWA CA-NV Annual Fall Conference 2023			X	X	X
November 28-30, 2023	Association of California Water Agencies (ACWA) Fall Conference 2023			X	X	X





SEPTEMBER 6, 2023

REPORT OF THE WATERMASTER ENGINEER
ON HYDROLOGIC CONDITIONS

✚ *Baldwin Park Key Well (see attached graph)*

- Located in the central portion of the San Gabriel Valley within the City of Baldwin Park and used as a general indication of water elevations throughout the San Gabriel Valley
- One vertical foot is equivalent to about 8,000 acre-feet of groundwater in the Main Basin
- On July 28, 2023, the Baldwin Park Key Well groundwater elevation was 229.2 feet.
- On August 25, 2023, the Baldwin Park Key Well groundwater elevation was 227.7 feet, a decrease of 0.2 feet from the prior week. **The historic low was 169.4 feet on November 21, 2018.**
 - ❖ A decrease of about 1.5 feet from the prior month.
 - ❖ About 48 feet higher than one year ago (represents 384,000 acre-feet). Includes an estimated 98,000 acre-feet of untreated imported water in cyclic storage accounts, which represents about 12 feet of groundwater elevation at the Key Well.
 - Producer Cyclic Storage – 55,000 AF
 - MWD Cyclic Storage (for UD RDA delivery) – 25,000 AF
 - Other Cyclic Storage – 18,000 AF

✚ *Rainfall (see attached graphs)*

- Data are readily available on a daily basis and are indicative of comparative amount of rainfall in the San Gabriel Valley (percent of average)
- Puddingstone Dam as of August 31, 2023
 - ❖ Average rainfall from July 1st through August 31st of each year is 0.10 inches
 - ❖ Rainfall during July 1, 2023 through August 31, 2023 is 2.85 inches.
 - ❖ Rainfall during July 1, 2022 through June 30, 2023 was 28.06 inches, which was 155 percent of average.
- Los Angeles Civic Center as of August 31, 2023
 - ❖ Average rainfall from July 1st through August 31st of each year is 0.06 inches
 - ❖ Rainfall during July 1, 2023 through August 31, 2023 is 2.99 inches.
 - ❖ Rainfall during July 1, 2022 through June 30, 2023 was 28.40 inches, which was 188 percent of average.

✚ Reservoir Storage and Releases

- There are three dams and reservoirs located along the San Gabriel River above San Gabriel Canyon. Their primary function is for flood control and also used to store watershed runoff for subsequent groundwater replenishment.
 - ❖ Cogswell Reservoir is located highest in the watershed and has a maximum storage capacity of 10,475 acre-feet.
 - ❖ San Gabriel Reservoir is located downstream of and receives releases from Cogswell Reservoir, and has a maximum storage capacity of 44,044 acre-feet.
 - ❖ Morris Reservoir is located downstream of and receives releases from San Gabriel Reservoir, and has a maximum storage capacity of 28,736 acre-feet. Releases from Morris Reservoir and San Gabriel Reservoir are used at local surface water treatment plants and used for groundwater replenishment.
 - ❖ Total storage capacity is 83,255 acre-feet.
 - ❖ The combined minimum pool behind Cogswell, San Gabriel and Morris Reservoirs is about 10,500 acre-feet.
 - ❖ Combined storage as of August 29, 2023 was 19,336 acre-feet (about 23 percent of capacity).
 - ❖ San Gabriel Reservoir inflow was 177 cfs and release was 182 cfs as of August 29, 2023.
 - ❖ Morris Reservoir inflow was 177 cfs and release was 460 cfs as of August 29, 2023.

✚ Untreated Imported Water Deliveries

- Upper District
 - ❖ USG-3 is located in San Gabriel Canyon just below Morris Dam, it represents Upper District's primary point of delivery of untreated imported water for groundwater replenishment to the San Gabriel Valley. The typical delivery rate is about 190 cfs (or about 375 acre-feet per day).
 - ❖ During July 2023, Upper District delivered 12,296 acre-feet through USG-3.
 - ❖ During August 2023, Upper District delivered approximately 6,900 acre-feet through USG-3, as of August 29, 2023.
- Three Valleys District
 - ❖ During July 2023, Three Valleys District did not make deliveries through PM-26.
 - ❖ During August 2023, Three Valleys District does not plan to make deliveries through PM-26.
 - ❖ During July 2023, Three Valleys District did not make deliveries through USG-3 and to the San Gabriel Canyon.
 - ❖ During August 2023, Three Valleys District does not plan to make deliveries through USG-3 and to the San Gabriel Canyon

- San Gabriel District
 - ❖ During July 2023, San Gabriel District delivered 730 acre-feet to the San Dimas Wash, 175 acre-feet to Big Dalton Wash, and 1,000 acre-feet to the San Gabriel Canyon.
 - ❖ During July 2023, San Gabriel District did not make deliveries to the San Gabriel River.
 - ❖ During August 2023, San Gabriel District plans to deliver about 800 acre-feet to the San Dimas Wash, about 130 acre-feet to Big Dalton Wash, and about 1,150 acre-feet to the San Gabriel Canyon.
 - ❖ During August 2023, San Gabriel District does not plan to make deliveries to the San Gabriel River.

✚ **Landfill Report**

- Watermaster staff toured the following landfills during the month of August 2023:
 - ❖ Azusa Land Reclamation
 - ❖ Peck Road
- During the tour, Watermaster staff found that each landfill appeared to operate consistent with the conditions under each landfill's permit.

✚ **Water Quality**

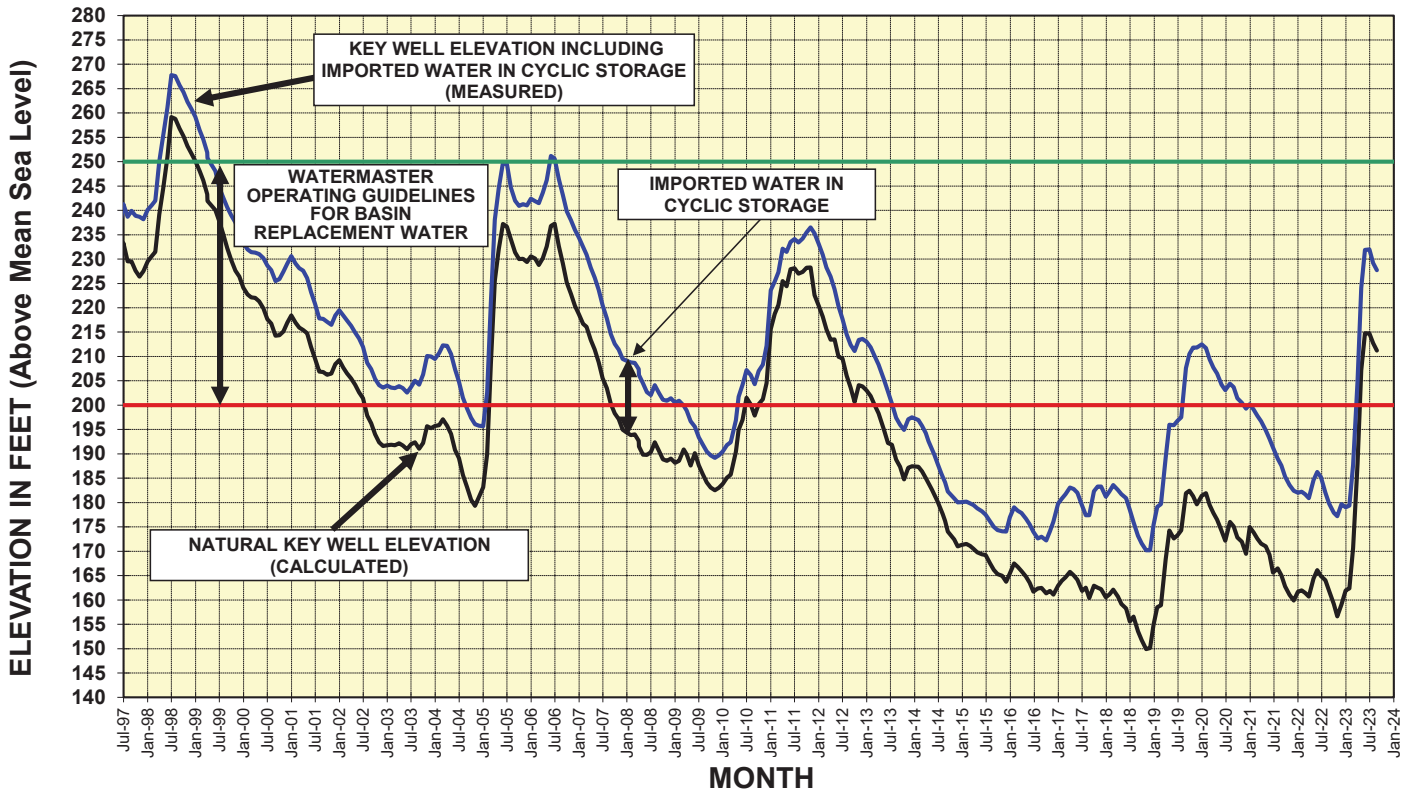
- Water systems are required by the Division of Drinking Water (DDW) to collect water quality data from source wells and provide the results to DDW pursuant to Title 22 (Water quality data collected through Main San Gabriel Basin Watermaster's Basinwide Groundwater Quality Monitoring Program)
 - ❖ During August 2023, 74 wells were sampled under Title 22
 - ❖ During July 2023, 53 wells were sampled under Title 22
 - ❖ During July 2023, Stetson Engineers Inc. received no public notice of wells shut down due to contamination.
- DDW announced it will be proposing the regulations for hexavalent chromium Maximum Contaminant Level (MCL) of 10 part per billion (ppb) with a notice of a public hearing to receive public comments regarding the proposed regulations of the hexavalent chromium MCL.
 - ❖ DDW is proposing a compliance schedule based on system size:
 - Systems with more than 10,000 service connections would be required to comply with the MCL within 2 years of rule adoption.
 - Systems with 1,000 to 10,000 service connections would be required to comply with the MCL within 3 years of rule adoption.
 - Systems with less than 1,000 service connections would be required to comply with the MCL within 4 years of rule adoption.
- DDW announced, it has proposed revised notification level (NL) of 20 ppb and response levels of 200 ppb for manganese based on toxicological endpoints. The current NL for manganese is 500 ppb and the secondary MCL for manganese is 50 ppb.

Report of the Watermaster Engineer on Hydrologic Conditions – September 6, 2023
(continued)

- ❖ Manganese is a secondary standard and is sampled by the Producer as part of the triennial General Mineral / General Physicals (GM/GP) sampling. Watermaster does not sample for manganese.

- DDW has issued the notification level (NL) for perfluorohexane sulfonic acid (PFHxS) at 3 parts per trillion (ppt) and the response level at 20 ppt under the recommendation by The Office of Environmental Health Hazard Assessment (OEHHA).
 - ❖ Detections of PFHxS above 2 ppt have been found in the Main San Gabriel Basin.

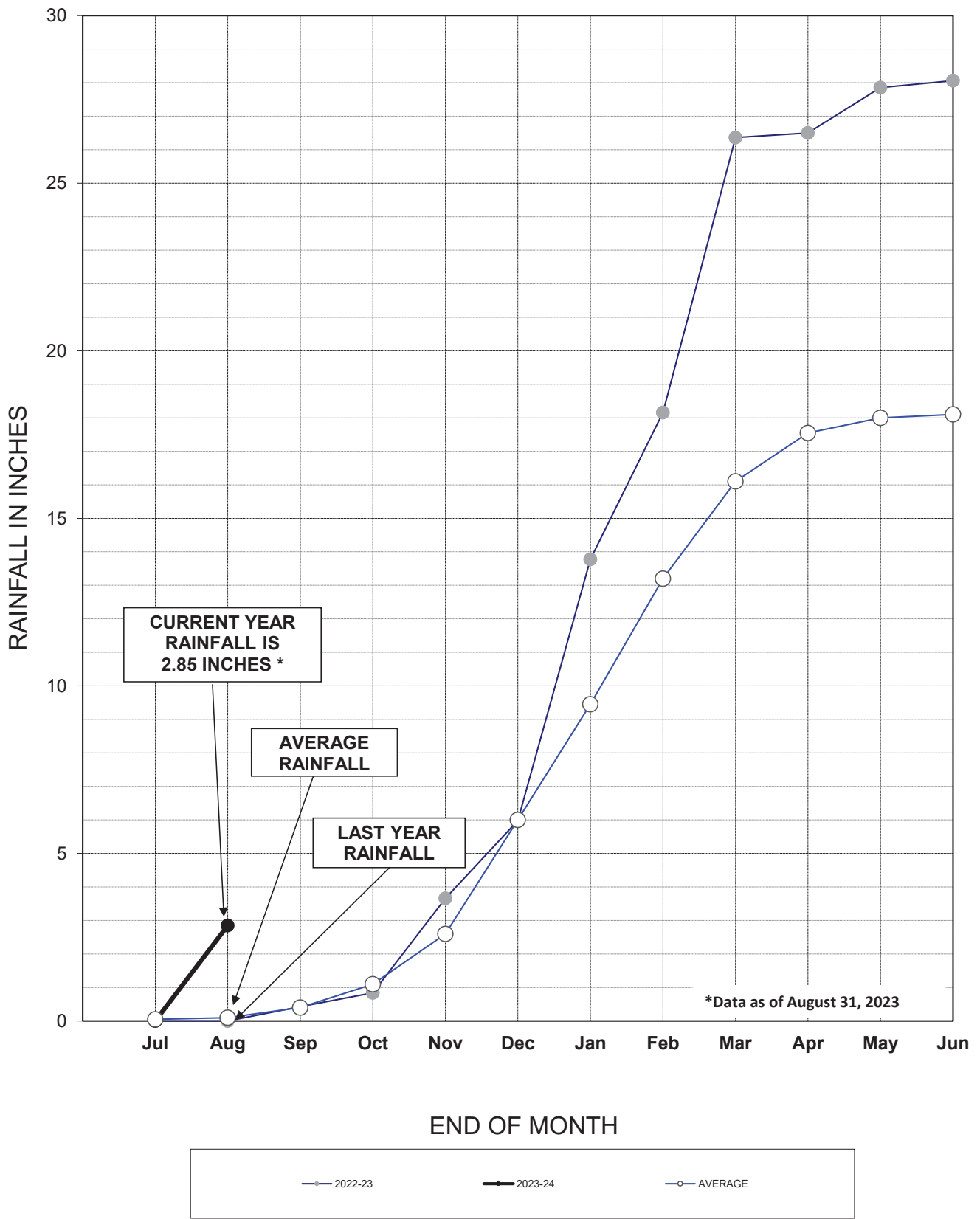
- United States Environmental Protection Agency (EPA) has updated Health Advisories on Per- and Polyfluoroalkyl Substances (PFAS).
 - ❖ Interim Health Advisories
 - Perfluorooctanoic Acid (PFOA)
 - Perfluorooctane sulfonate (PFOS)
 - ❖ Final Health Advisories
 - GenX chemicals (PFOA replacement)
 - Perfluorobutane sulfonic acid (PFBS) (PFOS replacement)
 - ❖ For PFOA and PFOS, some negative health effects may occur at concentrations that are near zero and below our ability to detect at this time.
 - ❖ The lower the level of these chemicals in drinking water, the lower the risk to public health.
 - PFOA - Health Advisory Value - 0.004 ppt (Interim), Minimum Reporting Level – 4 ppt
 - PFOS - Health Advisory Value - 0.02 ppt (Interim), Minimum Reporting Level – 4 ppt
 - GenX Chemicals - Health Advisory Value - 10 ppt (Final), Minimum Reporting Level – 5 ppt
 - PFBS - Health Advisory Value – 2,000 ppt (Final), Minimum Reporting Level – 3 ppt



MAIN SAN GABRIEL BASIN WATERMASTER



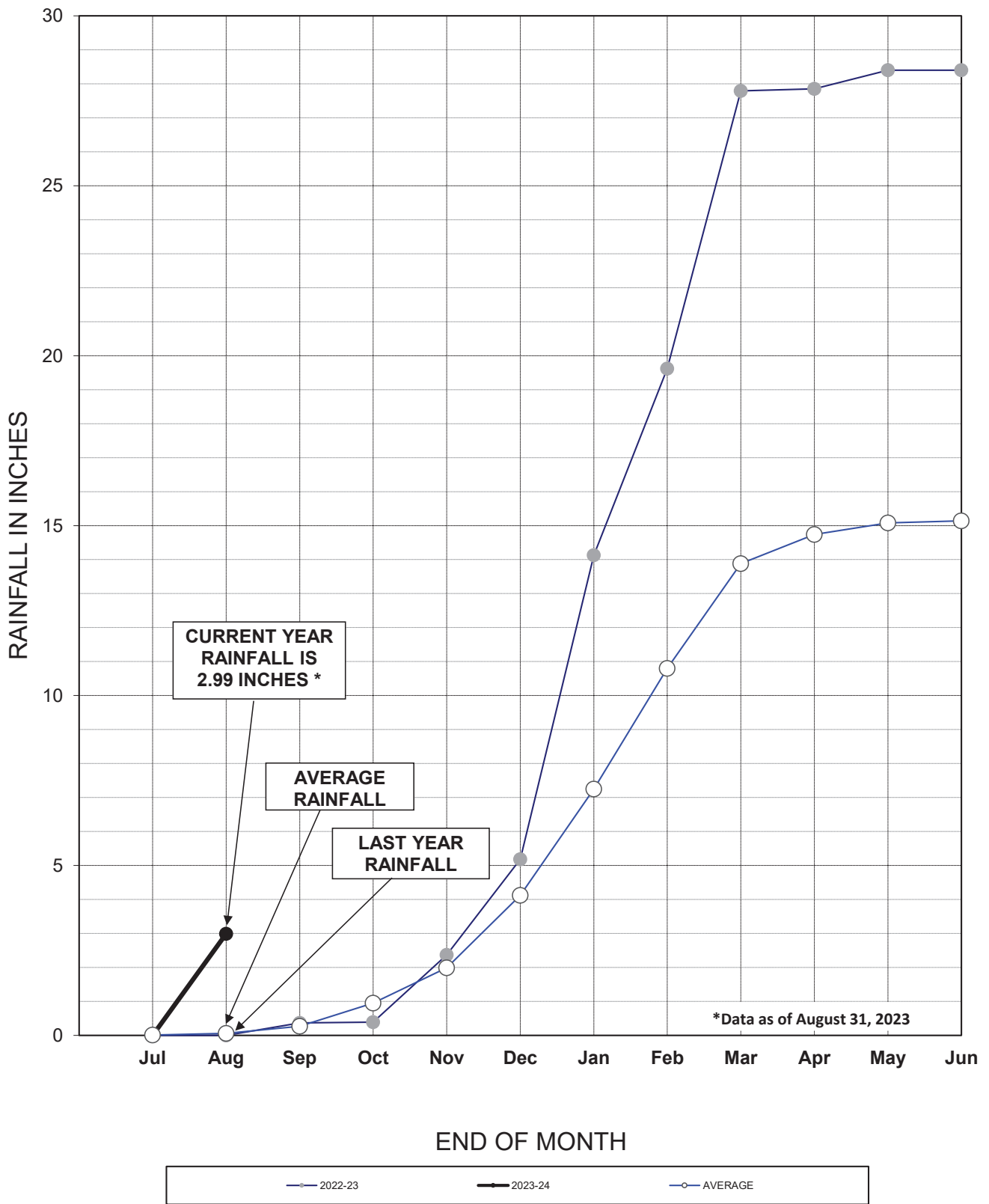
**BALDWIN PARK KEY WELL
GROUNDWATER ELEVATION**



STETSON ENGINEERS INC.
 Covina San Rafael Mesa, Arizona
 WATER RESOURCE ENGINEERS

MAIN SAN GABRIEL BASIN WATERMASTER

**ACCUMULATED RAINFALL
 AT PUDDINGSTONE DAM (STATION NO. 96-C)**



STETSON ENGINEERS INC.
 Covina San Rafael Mesa, Arizona
 WATER RESOURCE ENGINEERS

MAIN SAN GABRIEL BASIN WATERMASTER

**ACCUMULATED RAINFALL
 AT LOS ANGELES CIVIC CENTER**